



SANTA CLARA VALLEY WATER DISTRICT

# NON-AGENDA

## October 29, 2021

**Board Policy EL-7 Communication and Support to the Board**  
*The BAOs shall inform and support the Board in its work.*

|             |  |  |
|-------------|--|--|
| <b>Page</b> |  | <b><u>CEO BULLETIN &amp; NEWSLETTERS</u></b>   |
|             |  | CEO Bulletin: None   |
|             |  | <b><u>BOARD MEMBER REQUESTS &amp; INFORMATIONAL ITEMS</u></b>  |
| <b>4</b>    |  | <b>BMR/IBMR Weekly Reports: 10/28/21</b>   |
| <b>5</b>    |  | Memo from David Cahen, to the Board of Directors, dated 10/21/21, regarding Risk Management Communication.   |
| <b>15</b>   |  | Memo from Michele King, COB, to the Board of Directors, dated 10/22/21, regarding October 22, 2021 Agenda Item 2.1.                                |
| <b>18</b>   |  | Memo from Darin Taylor, to the Board of Directors, dated 10/25/21, regarding Monthly and Quarterly Report of Investments as of September 30, 2021. |
|             |  | <b><u>INCOMING BOARD CORRESPONDENCE</u></b>  |
| <b>48</b>   |  | <b>Board Correspondence Weekly Report: 10/28/21</b>  |
| <b>49</b>   |  | Email from Michael Boyd, to Director Hsueh, dated 10/22/21, regarding the Water Conservation Rebate Program (C-21-0164).                           |
| <b>51</b>   |  | Letter from Carrie Levin, to the Board of Directors, dated 10/20/21, regarding Recycled and Purified Water (C-21-0165).                            |
|             |  | <b><u>OUTGOING BOARD CORRESPONDENCE</u></b>  |
| <b>53</b>   |  | Email from Director Varela, to Natalie Lodewyk, dated 10/20/21, regarding Wild Pigs in Morgan Hill Neighborhood (C-21-0163).                       |

Board correspondence has been removed from the online posting of the Non-Agenda to protect personal contact information. Lengthy reports/attachments may also be removed due to file size limitations. Copies of board correspondence and/or reports/attachments are available by submitting a public records request to [publicrecords@valleywater.org](mailto:publicrecords@valleywater.org).

Subject: Monthly and Quarterly Report of Investments as of September 30, 2021



## MEMORANDUM

FC 14 (02-08-19)

**TO:** Board of Directors

**FROM:** Darin Taylor,  
Chief Financial Officer

**SUBJECT:** Monthly and Quarterly Report of Investments  
as of September 30, 2021

**DATE:** October 25, 2021

### SUMMARY:

In accordance with Santa Clara Valley Water District ("Valley Water") Investment Policy and California Government Code sections 53607 and 53646, the Treasurer's Monthly and Quarterly Report of Investments as of September 30, 2021 is attached. This report complies with Executive Limitation-4 Financial Management.

### RATIONALE:

California Government Code section 53607 requires the Treasurer of the local agency who has been delegated with the authority to invest funds to provide a monthly report of the investment transactions to the legislative body. Furthermore, Government Code Section 53646 recommends that the Treasurer submit a quarterly report to the legislative body of the local agency to assist with its fiscal oversight role. The quarterly report shall include the types of investment, issuer, date of maturity, par, market value and dollar amount for all securities, investments and moneys held by the local agency. The report shall also confirm compliance of the portfolio with the investment policy as well as a statement denoting the agency's ability to meet its expenditure requirements for the next six months. This report is provided to the Board in compliance with Board Investment Policy and Government Code sections 53607 and 53646.

### STAFF ANALYSIS:

#### Interest Rates

The yield-to-maturity of the investment portfolio as of September 30, 2021, was 1.06%. This represents an increase of 0.12% compared to the yield of 0.94% for June 30, 2021.

Table 1 below summarizes the historical yield-to-maturity of the investment portfolio.

| Table 1 - Portfolio Yield-to-Maturity<br>(365 days equivalent) |              |             |          |         |
|--|--------------|-------------|----------|---------|
| Fiscal Year  | September Q1 | December Q2 | March Q3 | June Q4 |
| 2021   | 1.41%        | 1.24%       | 1.14%    | 0.94%   |
| 2022   | 1.06%        |             |          |         |

Subject: Monthly and Quarterly Report of Investments as of September 30, 2021

## **Investment Strategy**

In accordance with the strategy recommended by the Investment Committee and approved by the Board, staff continues to ladder the portfolio. When funds mature, if the money is not needed for current expenditures, they are reinvested in securities that have maturities of up to five years.

The average life of the portfolio on September 30, 2021 was 648 days (1.8 years), well within the 2.5-year average life threshold permitted by the Investment Policy. During the quarter, the Treasury Officer purchased 5 securities totaling \$19.8M and yield-to-maturity ranging from 0.70% to 0.96% and weighted average yield-to-maturity of 0.83%.

Valley Water's portfolio is invested with a primary goal of safety. To accomplish this goal, staff only invests in securities that are permitted by California Government Code and the Valley Water Investment Policy. These securities have high credit ratings and maturities of no more than 5 years. As of September 30, 2021, approximately 66% of the portfolio was held in US Government Treasury/Agency Notes and Municipal Bonds, 30% was held in liquid funds (Local Area Investment Fund/money market mutual fund, CD's) and 4% in supranational/corporate medium-term notes.

The low short-term interest rate environment is primarily driven by the continued low Federal Funds target rate. At the September 21-22, 2021 meeting, the Federal Open Market Committee (FOMC) stated: "All members agreed to keep the target range for the federal funds rate at 0 to ¼ percent, and they expected that it would be appropriate to maintain this target range until labor market conditions had reached levels consistent with the Committee's assessments of maximum employment and inflation had risen to 2 percent and was on track to moderately exceed 2 percent for some time."

Staff recommends continuing the strategy of investing in short-term, liquid instruments such as money market mutual funds, Local Area Investment Fund (LAIF), high grade corporate medium-term notes and short-term U.S. government treasury and agency securities until financial markets show clear and continued signs of stabilization and improvement. While this strategy has the effect of achieving a lower investment yield compared to a longer-term investment strategy, safety and liquidity of the investment portfolio will be maintained. Staff will look for value within the five-year horizon and will match maturities with cash flow requirements as opportunities arise.

Subject: Monthly and Quarterly Report of Investments as of September 30, 2021

## Interest Income

For the quarter ended September 30, 2021, Valley Water received total interest earnings of \$1.74 million. Table 2 below illustrates the historical interest earnings of the investment portfolio.

| <b>Table 2 – Portfolio Quarterly Interest Earnings</b> |                        |                    |
|--|------------------------|--------------------|
| <b>Fiscal Year</b>                                     | <b>Quarter Ending:</b> | <b>Earnings*</b>   |
| <b>2020-21</b>   | September              | \$2,413,293        |
|  | December               | \$2,104,823        |
|  | March                  | \$2,060,745        |
|  | June                   | \$1,894,339        |
|  | <b>Total</b>           | <b>\$8,473,200</b> |
| <b>2021-22</b>   | September              | \$1,741,431        |
|  | December               |                    |
|  | March                  |                    |
|  | June                   |                    |
|  | <b>Total</b>           | <b>\$1,741,431</b> |

*\* Earnings include interest earned plus accrued interest and adjustments for premiums/discounts for the period.*

## Performance Measurement

Valley Water benchmarks its portfolio performance against the 24-month floating average of the 2-year Treasury note. This benchmark approximates relatively closely to the holdings of Valley Water. However, there is no benchmark that will exactly mimic the Valley Water's mix of investments.

For the quarter ended September 30, 2021, the investment portfolio yield-to-maturity was 1.06% while the benchmark yield was 0.46% for a positive difference of 0.60%. Yields on the 2-year Treasury note reflect the gradually lowering interest rate in the short end of the yield curve. The District's yields are modestly higher because of the staggered maturity investment strategy described above and holding to maturity certain securities purchased in times of higher rates.

As a result of low interest rates in the current market environment, the redemption of higher-yielding callable securities and the continued maturities of securities bought in better economic times, the yield on the investment portfolio is expected to remain modest over the next few quarters but may gradually increase over time as the U.S. economy improves and global uncertainties wane. The introduction of COVID19 vaccines and the deployment to the population has begun to ease some uncertainties. The portfolio will continue to be invested according to the tenets of safety, liquidity and yield in conformance with the California Government Code and Valley Water Investment Policy.

Subject: Monthly and Quarterly Report of Investments as of September 30, 2021

### Summary of Cumulative Changes in the Investment Portfolio

The book value of the portfolio was approximately \$665 million on September 30, 2021 compared to \$766.4 million on June 30, 2021, a decrease of \$101 million or 13.2%. The decrease in book value is primarily due to various planned expenditures, such as the capital expenditures for the San Francisco Bay Shoreline project (\$46 million), semi-annual payments for the State Water Project and Central Valley Project (\$13.2 million), as well as annual payments to the California Public Employees' Retirement System (\$24.8 million), and other quarterly expenditures. The historical quarterly changes in book value are summarized in Table 3 below.

| <b>Table 3 – Portfolio Book Value</b> |                        |                   |                  |                 |
|---------------------------------------|------------------------|-------------------|------------------|-----------------|
| <b>Fiscal Year</b>                    | <b>Quarter Ending:</b> | <b>Book Value</b> | <b>\$ Change</b> | <b>% Change</b> |
| 2020-21                               | September              | \$660,781,931     | (\$39,035,840)   | -5.6%           |
|                                       | December               | \$696,674,989     | \$35,893,058     | 5.4%            |
|                                       | March                  | \$727,269,951     | \$30,594,962     | 4.4%            |
|                                       | June                   | \$766,363,500     | 39,093,500       | 5.4%            |
| 2021-22                               | September              | \$665,132,641     | (\$101,230,859)  | -13.2%          |
|                                       | December               |                   |                  |                 |
|                                       | March                  |                   |                  |                 |
|                                       | June                   |                   |                  |                 |

Subject: Monthly and Quarterly Report of Investments as of September 30, 2021

## Portfolio Market Valuation

In accordance with California Government Code, all public agencies must report unrealized gains and losses in their investment portfolios on a quarterly basis. Table 4 below shows the market value of Valley Water's investments as reported by ICE Data Pricing & Reference Data, LLC on September 30, 2021 compared to the amortized book value.

| <b>Table 4 – Portfolio Market Value</b> |               |
|---|---------------|
| <b>Market Value</b>                     | \$669,057,091 |
| <b>Amortized Book Value</b>             | \$665,132,165 |
| <b>Unrealized Gain (Loss)</b>           | \$3,924,926   |

If the entire portfolio had been liquidated on September 30, 2021, Valley Water would have received \$3,924,926 more than the total amortized cost of the portfolio. This is the result of a direct relationship between changes in market interest rates and the value of investment securities. As general market interest rates increase, the value of investments purchased at lower yields decrease, and as general market interest rates decrease, the value of investments purchased at higher yields increase.

Valley Water's Investment Policy dictates a buy-and-hold strategy in which the Valley Water holds all securities to their maturity under normal operating conditions. When an investment matures, Valley Water is paid the full-face value of that security and therefore incurs no loss or gain. Since the portfolio was not liquidated, the "gain" was unrealized and had no impact on the portfolio size or yield.

## Collateralization of Outstanding Repurchase Agreements

As of September 30, 2021, Valley Water had no outstanding repurchase agreements.

## Debt Information

The Investment Policy and governmental regulations require that Valley Water report on the investment of bond proceeds. Investment of bond proceeds is governed by the legal bond documents and applicable governmental regulations. In particular, these funds can be invested for longer periods to match the terms of the outstanding bonds.

## Investment of Debt Proceeds

Table 5 below summarizes the debt proceeds investment information as of September 30, 2021. The investments of the debt proceeds are in accordance with the provisions for Permitted Investments as specified in each corresponding Indenture/Trust Agreement.

| <b>Table 5 – Debt Proceeds Market Value</b> |                                   |                            |                          |
|---|-----------------------------------|----------------------------|--------------------------|
| <b>Description</b>                          | <b>Market Value<br/>9/30/2021</b> | <b>Yield at<br/>market</b> | <b>Maturity<br/>Date</b> |
| Series 2012A Reserve Fund                   | \$5,460,515                       | 1.875%                     | 09/30/2022               |
| Series 2020C Project Fund                   | \$20,681,091                      | 0.21%*                     | N/A                      |
| Series 2020D Project Fund                   | \$27,941,919                      | 0.21%*                     | N/A                      |

\*Yield at market for Series 2020C/D represents LAIF yield as of September 30, 2021

Subject: Monthly and Quarterly Report of Investments as of September 30, 2021

## Compliance with State Law and Valley Water Policy

For the quarter ended September 30, 2021, all investments were in compliance with the Investment Policy and Board Executive Limitation 7.6.

Valley Water holds several Certificates of Deposit (“CD”) issued by various banks and credit unions. The CD account balances are generally maintained at or below the federal insurance maximum of \$250,000 per CD, with the exception of the following CDs which are separately insured by Letters of Credit from the Federal Home Loan Bank of San Francisco with a minimum of 105% insurance value for account balances in excess of the \$250,000 federal insurance limit: Community Bank of the Bay, Meriwest Credit Union, and Technology Credit Union.

On October 13, 2020, the Board authorized placing a deposit of up to \$14 million in a Certificate of Deposit Account Registry Service (CDARS) account with the Bank of San Francisco as part of the transaction related to the establishment of a \$170 million syndicated bank line of credit. The Bank of San Francisco CDAR account in the amount of \$14 million was established on October 29, 2020, and all account balances held in the CDAR is insured by the Federal Deposit Insurance Corporation.

The investment portfolio has been structured to ensure that sufficient monies will be available to cover anticipated expenditures in the coming six months.

## Socially Responsible Investments

In a unanimous vote on December 12, 2017, the board voted to amend the investment policy to promote socially responsible investment (SRI) practices, and adopted a set of moral, ethical, environmental, social and governance guiding principles (ESG) to lead investment decisions. The board approved prioritizing local investment possibilities with California based banks and banks with less than \$10 billion in assets, to keep funds in the local economy and promote local job growth. On August 11, 2020, the board enhanced the ESG policy to keep a minimum of 4% of liquid cash in banks with up to \$10 billion in assets and 1% in banks with up to \$2 billion in assets to promote Valley Water’s investments in local community banks

Total CDs and deposits placed with local banks and credit union is \$41 million for the period ended September 30, 2021. This represents approximately 6% of the overall Valley Water portfolio’s book value. The change in Valley Water’s investment in CDs and collateralized deposits is summarized in Table 6 below. The slight increase in book value is due to interest earning for the period.


| <b>Table 6 – Certificate of Deposit (CDs) &amp; Money Market Deposit Summary</b> |                                  |                                  |                                 |                     |
|--|----------------------------------|----------------------------------|---------------------------------|---------------------|
| <b>Description</b>   | <b>Book Value<br/>06/30/2021</b> | <b>Book Value<br/>09/30/2021</b> | <b>Increase/<br/>(Decrease)</b> | <b>%<br/>Change</b> |
| <b>CDs/Collateralized<br/>Deposit Accounts</b>                                   | \$41,004,342                     | \$41,073,607                     | \$69,265                        | 0.17%               |

Subject: Monthly and Quarterly Report of Investments as of September 30, 2021

DocuSigned by:  
 10/25/2021  
2493486EB1B9488...

---

Prepared by: Prachi Tara  
Treasury, Staff Analyst

DocuSigned by:  
 10/25/2021  
7BC5EFFA2A234AD...

---

Reviewed by: Charlene Sun  
Treasury, Debt and Grants Officer

Attachments:

- 1: Portfolio Management reports
- 2: Portfolio Composition Pie Chart
- 3: Yield Comparison Graph






**Santa Clara Valley Water Dist.  
Portfolio Management  
Portfolio Summary  
September 30, 2021**


SANTA CLARA VALLEY WATER  
5750 Almaden Expressway  
San Jose, San Jose, Ca 951  
(408)265-2607

| <b>Investments</b>                 | <b>Par Value</b>      | <b>Market Value</b>   | <b>Book Value</b>     | <b>% of Portfolio</b> | <b>YTM 365 Equiv.</b> | <b>Term</b>  | <b>Days to Maturity</b> |
|------------------------------------|-----------------------|-----------------------|-----------------------|-----------------------|-----------------------|--------------|-------------------------|
| Treasury Securities - Coupon       | 40,000,000.00         | 40,252,645.00         | 40,358,296.07         | 6.07                  | 0.909                 | 1,421        | 1,106                   |
| Federal Agency Issues - Coupon     | 330,957,000.00        | 335,113,702.89        | 332,681,120.76        | 50.02                 | 1.288                 | 1,528        | 943                     |
| Negotiable CD's - Interest Bearing | 480,000.00            | 489,408.48            | 480,000.00            | 0.07                  | 2.173                 | 1,645        | 782                     |
| LAIF                               | 74,259,505.28         | 74,259,505.28         | 74,259,505.28         | 11.16                 | 0.330                 | 1            | 1                       |
| Medium Term Notes                  | 15,003,000.00         | 15,218,470.74         | 14,921,746.61         | 2.24                  | 2.477                 | 1,495        | 517                     |
| Money Market Account               | 40,092,832.91         | 40,092,832.91         | 40,092,832.91         | 6.03                  | 0.020                 | 1            | 1                       |
| TimeCD_Deposit Account             | 83,382,779.66         | 83,382,779.66         | 83,382,779.66         | 12.54                 | 0.370                 | 1            | 1                       |
| Supranational                      | 15,000,000.00         | 15,215,100.62         | 15,143,179.65         | 2.28                  | 1.012                 | 1,663        | 1,307                   |
| Municipal Bonds                    | 63,600,000.00         | 65,032,645.80         | 63,813,179.75         | 9.59                  | 2.035                 | 1,504        | 702                     |
|                                    | <b>662,775,117.85</b> | <b>669,057,091.38</b> | <b>665,132,640.69</b> | <b>100.00%</b>        | <b>1.059</b>          | <b>1,068</b> | <b>648</b>              |

| <b>Total Earnings</b>           | <b>September 30 Month Ending</b> | <b>Fiscal Year To Date</b> |
|---------------------------------|----------------------------------|----------------------------|
| Current Year                    | 575,602.82                       | 1,741,430.88               |
| <b>Average Daily Balance</b>    | <b>649,591,942.74</b>            | <b>668,691,329.81</b>      |
| <b>Effective Rate of Return</b> | <b>1.08%</b>                     | <b>1.03%</b>               |

Current market pricing is updated at the end of each month from data provided by Interactive Data, a securities pricing service.

DocuSigned by:  
  
 Charlene Sun 7BC5EFA2A234AD... 10/25/2021  
 Charlene Sun Date  
 Treasury/Debt Officer

DocuSigned by:  
  
 Darin Taylor 9CB8A1450C2B497... 10/25/2021  
 Darin Taylor, Chief Financial Officer

Reporting period 09/01/2021-09/30/2021

Run Date: 10/10/2021 - 22:02

**Santa Clara Valley Water Dist.**  
**Portfolio Management**  
**Activity Summary**  
**September 2020 through September 2021**

Page 1

| Month<br>End | Year | Number of<br>Securities | Total<br>Invested | Yield to Maturity |                   | Managed<br>Pool<br>Rate | Number<br>of Investments<br>Purchased | Number<br>of Investments<br>Redeemed | Average<br>Term | Average<br>Days to Maturity |
|--------------|------|-------------------------|-------------------|-------------------|-------------------|-------------------------|---------------------------------------|--------------------------------------|-----------------|-----------------------------|
|              |      |                         |                   | 360<br>Equivalent | 365<br>Equivalent |                         |                                       |                                      |                 |                             |
| September    | 2020 | 165                     | 660,781,931.46    | 1.394             | 1.413             | 1.470                   | 0                                     | 3                                    | 844             | 512                         |
| October      | 2020 | 173                     | 652,434,123.09    | 1.359             | 1.378             | 0.840                   | 11                                    | 1                                    | 920             | 570                         |
| November     | 2020 | 173                     | 648,593,642.80    | 1.344             | 1.363             | 0.840                   | 1                                     | 4                                    | 915             | 556                         |
| December     | 2020 | 177                     | 696,674,989.43    | 1.224             | 1.241             | 0.840                   | 8                                     | 5                                    | 893             | 564                         |
| January      | 2021 | 181                     | 723,590,911.95    | 1.156             | 1.172             | 0.630                   | 9                                     | 4                                    | 919             | 589                         |
| February     | 2021 | 182                     | 714,887,370.60    | 1.174             | 1.191             | 0.630                   | 5                                     | 1                                    | 976             | 626                         |
| March        | 2021 | 187                     | 727,269,950.90    | 1.123             | 1.139             | 0.630                   | 6                                     | 4                                    | 998             | 656                         |
| April        | 2021 | 184                     | 750,381,688.73    | 1.060             | 1.075             | 0.440                   | 1                                     | 2                                    | 982             | 640                         |
| May          | 2021 | 187                     | 708,498,561.04    | 1.051             | 1.065             | 0.440                   | 5                                     | 11                                   | 1,028           | 675                         |
| June         | 2021 | 176                     | 766,363,499.85    | 0.928             | 0.941             | 0.440                   | 0                                     | 7                                    | 908             | 587                         |
| July         | 2021 | 170                     | 658,221,931.84    | 1.053             | 1.068             | 0.330                   | 1                                     | 2                                    | 1,050           | 660                         |
| August       | 2021 | 169                     | 655,879,921.26    | 1.052             | 1.066             | 0.330                   | 1                                     | 2                                    | 1,055           | 647                         |
| September    | 2021 | 170                     | 665,132,640.69    | 1.045             | 1.059             | 0.330                   | 3                                     | 2                                    | 1,068           | 648                         |
| Average      |      | 176                     | 694,516,243.36    | 1.151%            | 1.167%            | 0.630                   | 4                                     | 4                                    | 966             | 610                         |

**Santa Clara Valley Water Dist.**  
**Portfolio Management**  
**Activity By Type**  
**September 1, 2021 through September 30, 2021**

Page 1

| CUSIP   | Investment # | Issuer                    | Stated<br>Rate | Transaction<br>Date | Purchases<br>or Deposits | Redemptions<br>or Withdrawals | Balance               |
|---|--------------|---------------------------|----------------|---------------------|--------------------------|-------------------------------|-----------------------|
| <b>Treasury Securities - Coupon</b>             |              |                           |                |                     |                          |                               |                       |
| 91282CCF6                                       | 5521         | US Treasury Bill          | 0.750          | 09/28/2021          | 4,958,984.40             | 0.00                          |                       |
| 9128284R8                                       | 5525         | US Treasury Bill          | 2.875          | 09/28/2021          | 5,393,359.35             | 0.00                          |                       |
| 91282CCF6                                       | 5526         | US Treasury Bill          | 0.750          | 09/29/2021          | 2,971,640.64             | 0.00                          |                       |
| <b>Subtotal</b>                                 |              |                           |                |                     | <b>13,323,984.39</b>     | <b>0.00</b>                   | <b>40,358,296.07</b>  |
| <b>Federal Agency Issues - Coupon</b>           |              |                           |                |                     |                          |                               |                       |
| 313378JP7                                       | 5421         | Federal Home Loan Bank    | 2.375          | 09/10/2021          | 0.00                     | 3,000,000.00                  |                       |
| <b>Subtotal</b>                                 |              |                           |                |                     | <b>0.00</b>              | <b>3,000,000.00</b>           | <b>332,681,120.76</b> |
| <b>Negotiable CD's - Interest Bearing</b>       |              |                           |                |                     |                          |                               |                       |
| <b>Subtotal</b>                                 |              |                           |                |                     |                          |                               | <b>480,000.00</b>     |
| <b>LAIF (Monthly Summary)</b>                   |              |                           |                |                     |                          |                               |                       |
| <b>Subtotal</b>                                 |              |                           |                |                     |                          |                               | <b>74,259,505.28</b>  |
| <b>Medium Term Notes</b>                        |              |                           |                |                     |                          |                               |                       |
| <b>Subtotal</b>                                 |              |                           |                |                     |                          |                               | <b>14,921,746.61</b>  |
| <b>Money Market Account (Monthly Summary)</b>   |              |                           |                |                     |                          |                               |                       |
| 23380W523                                       | 4102         | Daily Income US Gov MMF   | 0.020          |                     | 19,243,365.05            | 13,391,762.14                 |                       |
| <b>Subtotal</b>                                 |              |                           |                |                     | <b>19,243,365.05</b>     | <b>13,391,762.14</b>          | <b>40,092,832.91</b>  |
| <b>TimeCD_Deposit Account (Monthly Summary)</b> |              |                           |                |                     |                          |                               |                       |
| SYS5317   | 5317         | Excite CU FKA Alliance CU | 2.470          |                     | 498.91                   | 0.00                          |                       |
| SYS5481   | 5481         | Bank of San Francisco     | 0.449          |                     | 5,187.52                 | 0.00                          |                       |
| SYS5309   | 5309         | Community Bank of the Bay | 2.701          |                     | 573.92                   | 573.92                        |                       |
| SYS5371   | 5371         | Community Bank of the Bay | 0.500          |                     | 1,630.48                 | 0.00                          |                       |
| SYS4912   | 4912         | Deposit Account           | 0.050          |                     | 23,896,606.59            | 30,620,100.00                 |                       |
| SYS5395   | 5395         | Meriwest Credit Union     | 0.500          |                     | 102.01                   | 0.00                          |                       |
| SYS5398   | 5398         | Meriwest Credit Union     | 2.500          |                     | 10,061.62                | 0.00                          |                       |
| SYS5397   | 5397         | Provident Credit Union    | 2.579          |                     | 517.53                   | 0.00                          |                       |
| SYS5310   | 5310         | Technology Credit Union   | 2.776          |                     | 1,809.60                 | 0.00                          |                       |
| SYS5369   | 5369         | Technology Credit Union   | 0.270          |                     | 3,419.86                 | 0.00                          |                       |
| <b>Subtotal</b>                                 |              |                           |                |                     | <b>23,920,408.04</b>     | <b>30,620,673.92</b>          | <b>83,382,779.66</b>  |
| <b>Supranational</b>                            |              |                           |                |                     |                          |                               |                       |
| <b>Subtotal</b>                                 |              |                           |                |                     |                          |                               | <b>15,143,179.65</b>  |

**Santa Clara Valley Water Dist.**  
**Portfolio Management**  
**Activity By Type**  
**September 1, 2021 through September 30, 2021**

Page 2

| CUSIP                  | Investment # | Issuer             | Stated<br>Rate | Transaction<br>Date | Purchases<br>or Deposits | Redemptions<br>or Withdrawals | Balance               |
|------------------------|--------------|--------------------|----------------|---------------------|--------------------------|-------------------------------|-----------------------|
| <b>Municipal Bonds</b> |              |                    |                |                     |                          |                               |                       |
| 798189PD2              | 5220         | San Jose Evergreen | 5.000          | 09/01/2021          | 0.00                     | 230,000.00                    |                       |
|                        |              | <b>Subtotal</b>    |                |                     | <b>0.00</b>              | <b>230,000.00</b>             | <b>63,813,179.75</b>  |
|                        |              | <b>Total</b>       |                |                     | <b>56,487,757.48</b>     | <b>47,242,436.06</b>          | <b>665,132,640.69</b> |

**Santa Clara Valley Water Dist.**  
**Portfolio Management**  
**Portfolio Details - Investments**  
**September 30, 2021**

Page 1

| CUSIP                                 | Investment # | Issuer                   | Average<br>Balance   | Purchase<br>Date | Par Value            | Market Value         | Book Value           | Stated<br>Rate | YTM<br>365   | Days to<br>Term Maturity | Maturity<br>Date |
|---------------------------------------|--------------|--------------------------|----------------------|------------------|----------------------|----------------------|----------------------|----------------|--------------|--------------------------|------------------|
| <b>Treasury Securities - Coupon</b>   |              |                          |                      |                  |                      |                      |                      |                |              |                          |                  |
| 912828VB3                             | 5384         | US Treasury Bill         |                      | 06/18/2019       | 3,000,000.00         | 3,074,649.00         | 2,996,682.61         | 1.750          | 1.821        | 1,427                    | 05/15/2023       |
| 9128286U9                             | 5404         | US Treasury Bill         |                      | 09/27/2019       | 3,000,000.00         | 3,038,436.00         | 3,009,425.24         | 2.125          | 1.604        | 961                      | 05/15/2022       |
| 9128286U9                             | 5405         | US Treasury Bill         |                      | 09/27/2019       | 3,000,000.00         | 3,038,436.00         | 3,009,045.97         | 2.125          | 1.625        | 961                      | 05/15/2022       |
| 9128286U9                             | 5430         | US Treasury Bill         |                      | 12/12/2019       | 3,000,000.00         | 3,038,436.00         | 3,008,588.72         | 2.125          | 1.651        | 885                      | 05/15/2022       |
| 912828ZT0                             | 5496         | US Treasury Bill         |                      | 01/12/2021       | 5,000,000.00         | 4,914,060.00         | 4,970,600.59         | 0.250          | 0.412        | 1,600                    | 05/31/2025       |
| 912828ZT0                             | 5499         | US Treasury Bill         |                      | 01/27/2021       | 5,000,000.00         | 4,914,060.00         | 4,986,408.96         | 0.250          | 0.325        | 1,585                    | 05/31/2025       |
| 912828ZT0                             | 5500         | US Treasury Bill         |                      | 01/27/2021       | 5,000,000.00         | 4,914,060.00         | 4,987,469.44         | 0.250          | 0.319        | 1,585                    | 05/31/2025       |
| 91282CCF6                             | 5521         | US Treasury Bill         |                      | 09/28/2021       | 5,000,000.00         | 4,956,055.00         | 4,971,351.61         | 0.750          | 0.930        | 1,706                    | 05/31/2026       |
| 9128284R8                             | 5525         | US Treasury Bill         |                      | 09/28/2021       | 5,000,000.00         | 5,390,820.00         | 5,439,610.50         | 2.875          | 0.701        | 1,341                    | 05/31/2025       |
| 91282CCF6                             | 5526         | US Treasury Bill         |                      | 09/29/2021       | 3,000,000.00         | 2,973,633.00         | 2,979,112.43         | 0.750          | 0.957        | 1,705                    | 05/31/2026       |
| <b>Subtotal and Average</b>           |              |                          | <b>28,209,004.68</b> |                  | <b>40,000,000.00</b> | <b>40,252,645.00</b> | <b>40,358,296.07</b> | <b>0.909</b>   | <b>1.421</b> | <b>1,106</b>             |                  |
| <b>Federal Agency Issues - Coupon</b> |              |                          |                      |                  |                      |                      |                      |                |              |                          |                  |
| 3133EG5D3                             | 5086         | Federal Farm Credit Bank |                      | 01/27/2017       | 3,000,000.00         | 3,018,769.23         | 3,000,000.00         | 2.030          | 2.030        | 1,826                    | 01/27/2022       |
| 3133EJTB5                             | 5249         | Federal Farm Credit Bank |                      | 06/29/2018       | 4,500,000.00         | 4,570,148.43         | 4,501,288.25         | 2.800          | 2.748        | 1,398                    | 04/27/2022       |
| 3133EJP60                             | 5318         | Federal Farm Credit Bank |                      | 01/23/2019       | 3,000,000.00         | 3,131,425.71         | 3,014,636.74         | 3.000          | 2.672        | 1,560                    | 05/02/2023       |
| 3133ED2B7                             | 5333         | Federal Farm Credit Bank |                      | 02/01/2019       | 1,000,000.00         | 1,064,375.17         | 1,019,319.72         | 3.610          | 2.560        | 1,690                    | 09/18/2023       |
| 3133EKAK2                             | 5339         | Federal Farm Credit Bank |                      | 02/14/2019       | 3,000,000.00         | 3,027,139.50         | 2,999,748.78         | 2.530          | 2.554        | 1,096                    | 02/14/2022       |
| 3133EKBV7                             | 5348         | Federal Farm Credit Bank |                      | 03/01/2019       | 3,000,000.00         | 3,031,241.34         | 3,000,335.06         | 2.550          | 2.522        | 1,096                    | 03/01/2022       |
| 3133EKLA2                             | 5372         | Federal Farm Credit Bank |                      | 05/15/2019       | 3,000,000.00         | 3,100,017.00         | 3,004,494.97         | 2.300          | 2.203        | 1,461                    | 05/15/2023       |
| 3133EKLA2                             | 5375         | Federal Farm Credit Bank |                      | 05/24/2019       | 1,805,000.00         | 1,865,176.90         | 1,809,466.20         | 2.300          | 2.140        | 1,452                    | 05/15/2023       |
| 3133EKQP4                             | 5377         | Federal Farm Credit Bank |                      | 06/12/2019       | 5,000,000.00         | 5,103,629.00         | 4,998,209.30         | 1.875          | 1.906        | 1,279                    | 12/12/2022       |
| 3133EKP5                              | 5380         | Federal Farm Credit Bank |                      | 06/10/2019       | 3,000,000.00         | 3,104,489.64         | 3,012,287.21         | 2.125          | 1.903        | 1,548                    | 09/05/2023       |
| 3133EDBU5                             | 5381         | Federal Farm Credit Bank |                      | 06/10/2019       | 3,000,000.00         | 3,205,742.91         | 3,102,470.10         | 3.500          | 1.887        | 1,654                    | 12/20/2023       |
| 3133EHN25                             | 5382         | Federal Farm Credit Bank |                      | 06/18/2019       | 3,000,000.00         | 3,115,215.45         | 3,017,307.69         | 2.200          | 1.910        | 1,597                    | 11/01/2023       |
| 3133EKKU9                             | 5383         | Federal Farm Credit Bank |                      | 06/18/2019       | 3,000,000.00         | 3,122,248.71         | 3,024,147.34         | 2.300          | 1.899        | 1,604                    | 11/08/2023       |
| 3133ECPM0                             | 5385         | Federal Farm Credit Bank |                      | 06/20/2019       | 4,596,000.00         | 4,736,211.09         | 4,618,274.87         | 2.125          | 1.814        | 1,425                    | 05/15/2023       |
| 3133ECGU2                             | 5386         | Federal Farm Credit Bank |                      | 06/20/2019       | 5,000,000.00         | 5,136,326.25         | 5,022,457.63         | 2.120          | 1.791        | 1,350                    | 03/01/2023       |
| 3133EKS7                              | 5387         | Federal Farm Credit Bank |                      | 06/26/2019       | 3,000,000.00         | 3,078,080.43         | 2,997,799.48         | 1.770          | 1.814        | 1,461                    | 06/26/2023       |
| 3133EKTG1                             | 5392         | Federal Farm Credit Bank |                      | 07/01/2019       | 3,000,000.00         | 3,038,383.47         | 2,999,340.00         | 1.750          | 1.780        | 1,096                    | 07/01/2022       |
| 3133EJWA3                             | 5403         | Federal Farm Credit Bank |                      | 09/27/2019       | 1,000,000.00         | 1,036,419.41         | 1,016,622.21         | 2.900          | 1.616        | 1,225                    | 02/03/2023       |
| 3133EHP2                              | 5406         | Federal Farm Credit Bank |                      | 09/27/2019       | 3,000,000.00         | 3,024,666.96         | 3,003,333.94         | 1.900          | 1.644        | 896                      | 03/11/2022       |
| 3133EKP7                              | 5425         | Federal Farm Credit Bank |                      | 11/22/2019       | 2,175,000.00         | 2,243,123.74         | 2,193,194.22         | 2.125          | 1.610        | 1,291                    | 06/05/2023       |
| 3133ECPU2                             | 5426         | Federal Farm Credit Bank |                      | 12/11/2019       | 1,000,000.00         | 1,012,107.33         | 1,002,038.13         | 2.000          | 1.667        | 888                      | 05/17/2022       |
| 3133ELEL4                             | 5432         | Federal Farm Credit Bank |                      | 12/19/2019       | 5,000,000.00         | 5,117,637.90         | 5,000,000.00         | 1.690          | 1.690        | 1,245                    | 05/17/2023       |
| 3133ELNE0                             | 5440         | Federal Farm Credit Bank |                      | 02/27/2020       | 5,000,000.00         | 5,118,307.85         | 5,024,896.60         | 1.430          | 1.214        | 1,448                    | 02/14/2024       |
| 3133ELQD9                             | 5442         | Federal Farm Credit Bank |                      | 03/04/2020       | 5,000,000.00         | 5,095,338.20         | 5,002,243.12         | 1.230          | 1.211        | 1,461                    | 03/04/2024       |
| 3133ELQD9                             | 5443         | Federal Farm Credit Bank |                      | 03/04/2020       | 3,000,000.00         | 3,057,202.92         | 3,004,252.30         | 1.230          | 1.170        | 1,461                    | 03/04/2024       |

Portfolio SCVW  
AC  
PM (PRF\_PM2) 7.3.0

Report Ver. 7.3.6.1

**Santa Clara Valley Water Dist.**  
**Portfolio Management**  
**Portfolio Details - Investments**  
**September 30, 2021**

Page 2

| CUSIP                                 | Investment # | Issuer                         | Average<br>Balance | Purchase<br>Date | Par Value     | Market Value  | Book Value    | Stated<br>Rate | YTM<br>365 | Days to<br>Term Maturity | Maturity<br>Date |
|---------------------------------------|--------------|--------------------------------|--------------------|------------------|---------------|---------------|---------------|----------------|------------|--------------------------|------------------|
| <b>Federal Agency Issues - Coupon</b> |              |                                |                    |                  |               |               |               |                |            |                          |                  |
| 3133ELQD9                             | 5459         | Federal Farm Credit Bank       |                    | 08/06/2020       | 5,000,000.00  | 5,095,338.20  | 5,116,353.68  | 1.230          | 0.265      | 1,306                    | 885 03/04/2024   |
| 3133EL3P7                             | 5460         | Federal Farm Credit Bank       |                    | 08/12/2020       | 5,000,000.00  | 4,967,481.05  | 5,000,000.00  | 0.530          | 0.530      | 1,826                    | 1,411 08/12/2025 |
| 3133ELQD9                             | 5462         | Federal Farm Credit Bank       |                    | 08/07/2020       | 5,000,000.00  | 5,095,338.20  | 5,116,739.16  | 1.230          | 0.262      | 1,305                    | 885 03/04/2024   |
| 3133EMJS2                             | 5489         | Federal Farm Credit Bank       |                    | 12/09/2020       | 5,000,000.00  | 4,976,379.00  | 5,000,000.00  | 0.440          | 0.440      | 1,461                    | 1,165 12/09/2024 |
| 3133EMSU7                             | 5510         | Federal Farm Credit Bank       |                    | 03/09/2021       | 5,000,000.00  | 4,974,466.65  | 5,000,000.00  | 0.800          | 0.800      | 1,826                    | 1,620 03/09/2026 |
| 3133EMYV8                             | 5514         | Federal Farm Credit Bank       |                    | 05/11/2021       | 5,000,000.00  | 4,973,751.85  | 5,002,720.56  | 0.820          | 0.808      | 1,826                    | 1,683 05/11/2026 |
| 3130A1B80                             | 5237         | Federal Home Loan Bank         |                    | 06/19/2018       | 4,620,000.00  | 4,672,991.49  | 4,616,518.82  | 2.625          | 2.804      | 1,361                    | 161 03/11/2022   |
| 313378CR0                             | 5241         | Federal Home Loan Bank         |                    | 06/21/2018       | 5,000,000.00  | 5,048,008.30  | 4,988,686.57  | 2.250          | 2.789      | 1,359                    | 161 03/11/2022   |
| 313378CR0                             | 5243         | Federal Home Loan Bank         |                    | 06/21/2018       | 5,000,000.00  | 5,048,008.30  | 4,988,882.99  | 2.250          | 2.780      | 1,359                    | 161 03/11/2022   |
| 3133XPKG8                             | 5244         | Federal Home Loan Bank         |                    | 06/21/2018       | 5,000,000.00  | 5,327,350.40  | 5,127,382.58  | 4.750          | 2.848      | 1,723                    | 525 03/10/2023   |
| 3130AFE78                             | 5319         | Federal Home Loan Bank         |                    | 01/23/2019       | 3,000,000.00  | 3,102,799.59  | 3,010,089.89  | 3.000          | 2.699      | 1,416                    | 434 12/09/2022   |
| 3130AFE78                             | 5332         | Federal Home Loan Bank         |                    | 01/28/2019       | 3,000,000.00  | 3,102,799.59  | 3,010,587.69  | 3.000          | 2.684      | 1,411                    | 434 12/09/2022   |
| 313383YJ4                             | 5334         | Federal Home Loan Bank         |                    | 02/01/2019       | 2,000,000.00  | 2,120,555.30  | 2,029,576.86  | 3.375          | 2.560      | 1,680                    | 707 09/08/2023   |
| 3130AFE78                             | 5336         | Federal Home Loan Bank         |                    | 02/04/2019       | 3,000,000.00  | 3,102,799.59  | 3,013,961.76  | 3.000          | 2.585      | 1,404                    | 434 12/09/2022   |
| 3130A3VC5                             | 5374         | Federal Home Loan Bank         |                    | 05/24/2019       | 3,000,000.00  | 3,123,376.86  | 3,006,833.03  | 2.250          | 2.140      | 1,659                    | 798 12/08/2023   |
| 3133834G3                             | 5378         | Federal Home Loan Bank         |                    | 06/06/2019       | 3,000,000.00  | 3,094,683.93  | 3,008,860.87  | 2.125          | 1.942      | 1,464                    | 616 06/09/2023   |
| 3130AAHE1                             | 5390         | Federal Home Loan Bank         |                    | 06/24/2019       | 5,000,000.00  | 5,232,131.80  | 5,065,231.70  | 2.500          | 1.875      | 1,628                    | 798 12/08/2023   |
| 3130AHJY0                             | 5418         | Federal Home Loan Bank         |                    | 11/08/2019       | 3,000,000.00  | 3,006,338.04  | 2,999,663.15  | 1.625          | 1.711      | 742                      | 49 11/19/2021    |
| 3133834G3                             | 5423         | Federal Home Loan Bank         |                    | 11/22/2019       | 3,000,000.00  | 3,094,683.93  | 3,025,424.59  | 2.125          | 1.607      | 1,295                    | 616 06/09/2023   |
| 3133834G3                             | 5424         | Federal Home Loan Bank         |                    | 11/22/2019       | 3,240,000.00  | 3,342,258.64  | 3,267,224.08  | 2.125          | 1.611      | 1,295                    | 616 06/09/2023   |
| 3133834G3                             | 5427         | Federal Home Loan Bank         |                    | 12/11/2019       | 1,000,000.00  | 1,031,561.31  | 1,007,317.27  | 2.125          | 1.677      | 1,276                    | 616 06/09/2023   |
| 3130A3GE8                             | 5466         | Federal Home Loan Bank         |                    | 08/26/2020       | 5,000,000.00  | 5,343,597.75  | 5,374,046.28  | 2.750          | 0.390      | 1,570                    | 1,169 12/13/2024 |
| 3130AL2G8                             | 5504         | Federal Home Loan Bank         |                    | 02/18/2021       | 10,000,000.00 | 9,879,814.10  | 10,000,000.00 | 0.600          | 0.600      | 1,826                    | 1,601 02/18/2026 |
| 3130ALKL7                             | 5507         | Federal Home Loan Bank         |                    | 03/25/2021       | 5,000,000.00  | 4,984,430.55  | 5,000,000.00  | 0.850          | 0.850      | 1,826                    | 1,636 03/25/2026 |
| 3130ALKL7                             | 5508         | Federal Home Loan Bank         |                    | 03/25/2021       | 5,000,000.00  | 4,984,430.55  | 5,000,000.00  | 0.850          | 0.850      | 1,826                    | 1,636 03/25/2026 |
| 3130AM2K7                             | 5513         | Federal Home Loan Bank         |                    | 04/28/2021       | 10,000,000.00 | 10,012,302.20 | 10,000,000.00 | 0.500          | 1.097      | 1,826                    | 1,670 04/28/2026 |
| 3130A9V32                             | 5062         | Federal Home Loan Bank-CN      |                    | 11/15/2016       | 5,000,000.00  | 5,011,255.05  | 5,000,000.00  | 2.000          | 1.715      | 1,826                    | 45 11/15/2021    |
| 3130A7PH2                             | 5444         | Federal Home Loan Bank-CN      |                    | 02/28/2020       | 3,000,000.00  | 3,108,461.46  | 3,049,444.66  | 1.875          | 1.180      | 1,470                    | 889 03/08/2024   |
| 3134GBHM7                             | 5422         | Federal Home Loan Mortgage Cor |                    | 11/22/2019       | 2,000,000.00  | 2,028,983.64  | 2,011,309.99  | 2.625          | 1.613      | 887                      | 208 04/27/2022   |
| 3134GWND4                             | 5461         | Federal Home Loan Mortgage Cor |                    | 08/12/2020       | 5,000,000.00  | 4,980,887.80  | 5,000,000.00  | 0.600          | 0.600      | 1,826                    | 1,411 08/12/2025 |
| 3134GWUY0                             | 5476         | Federal Home Loan Mortgage Cor |                    | 10/19/2020       | 6,698,000.00  | 6,644,210.77  | 6,698,000.00  | 0.400          | 0.400      | 1,533                    | 1,186 12/30/2024 |
| 3134GW3W4                             | 5477         | Federal Home Loan Mortgage Cor |                    | 10/28/2020       | 5,000,000.00  | 4,991,227.35  | 5,000,000.00  | 0.410          | 0.410      | 1,461                    | 1,123 10/28/2024 |
| 3134GW5Q5                             | 5478         | Federal Home Loan Mortgage Cor |                    | 10/29/2020       | 5,000,000.00  | 4,964,034.40  | 5,000,000.00  | 0.450          | 0.450      | 1,553                    | 1,216 01/29/2025 |
| 3134GXBM5                             | 5485         | Federal Home Loan Mortgage Cor |                    | 12/01/2020       | 5,000,000.00  | 4,951,823.10  | 5,000,000.00  | 0.600          | 0.600      | 1,807                    | 1,503 11/12/2025 |
| 3134GXFX7                             | 5486         | Federal Home Loan Mortgage Cor |                    | 12/16/2020       | 5,000,000.00  | 4,985,034.70  | 5,000,000.00  | 0.375          | 0.375      | 1,370                    | 1,081 09/16/2024 |
| 3134GXHK3                             | 5490         | Federal Home Loan Mortgage Cor |                    | 12/24/2020       | 5,000,000.00  | 4,976,328.30  | 5,000,000.00  | 0.410          | 0.410      | 1,551                    | 1,270 03/24/2025 |
| 3134GXJB1                             | 5492         | Federal Home Loan Mortgage Cor |                    | 12/28/2020       | 5,000,000.00  | 4,972,677.00  | 5,000,000.00  | 0.420          | 0.447      | 1,551                    | 1,274 03/28/2025 |
| 3137EAEX3                             | 5479         | Fed Home Loan Mort Corp-CN     |                    | 10/21/2020       | 5,000,000.00  | 4,916,764.35  | 4,983,300.07  | 0.375          | 0.460      | 1,798                    | 1,453 09/23/2025 |

Portfolio SCVW  
AC  
PM (PRF\_PM2) 7.3.0

**Santa Clara Valley Water Dist.**  
**Portfolio Management**  
**Portfolio Details - Investments**  
**September 30, 2021**

Page 3

| CUSIP                                     | Investment # | Issuer                       | Average<br>Balance    | Purchase<br>Date | Par Value             | Market Value          | Book Value            | Stated<br>Rate | YTM<br>365   | Days to<br>Term Maturity | Maturity<br>Date |
|---|--------------|------------------------------|-----------------------|------------------|-----------------------|-----------------------|-----------------------|----------------|--------------|--------------------------|------------------|
| <b>Federal Agency Issues - Coupon</b>     |              |                              |                       |                  |                       |                       |                       |                |              |                          |                  |
| 3137EAEU9                                 | 5498         | Fed Home Loan Mort Corp-CN   |                       | 01/27/2021       | 6,900,000.00          | 6,806,869.60          | 6,898,242.94          | 0.375          | 0.382        | 1,636                    | 07/21/2025       |
| 3137EAEX3                                 | 5501         | Fed Home Loan Mort Corp-CN   |                       | 01/28/2021       | 1,000,000.00          | 983,352.87            | 999,008.29            | 0.375          | 0.400        | 1,699                    | 09/23/2025       |
| 3135G0T45                                 | 5299         | Fed Natl Mortgage Assoc      |                       | 12/18/2018       | 3,000,000.00          | 3,027,614.49          | 2,987,490.48          | 1.875          | 2.733        | 1,204                    | 04/05/2022       |
| 3135G0T45                                 | 5391         | Fed Natl Mortgage Assoc      |                       | 06/24/2019       | 5,000,000.00          | 5,046,024.15          | 5,001,702.73          | 1.875          | 1.806        | 1,016                    | 04/05/2022       |
| 3135G0V34                                 | 5429         | Fed Natl Mortgage Assoc      |                       | 12/11/2019       | 5,000,000.00          | 5,250,776.70          | 5,090,134.00          | 2.500          | 1.700        | 1,517                    | 02/05/2024       |
| 3136G4T52                                 | 5465         | Fed Natl Mortgage Assoc      |                       | 08/26/2020       | 4,050,000.00          | 4,040,175.71          | 4,050,000.00          | 0.520          | 0.520        | 1,644                    | 02/25/2025       |
| 3135G04Z3                                 | 5488         | Fed Natl Mortgage Assoc      |                       | 12/09/2020       | 5,000,000.00          | 4,961,232.65          | 5,016,527.67          | 0.500          | 0.410        | 1,651                    | 06/17/2025       |
| 3135GA2Z3                                 | 5491         | Fed Natl Mortgage Assoc      |                       | 12/10/2020       | 5,000,000.00          | 4,962,414.95          | 5,000,000.00          | 0.560          | 0.560        | 1,803                    | 11/17/2025       |
| 3135G04Z3                                 | 5494         | Fed Natl Mortgage Assoc      |                       | 01/13/2021       | 5,000,000.00          | 4,961,232.65          | 5,003,662.69          | 0.500          | 0.480        | 1,616                    | 06/17/2025       |
| 3135G05X7                                 | 5495         | Fed Natl Mortgage Assoc      |                       | 01/12/2021       | 5,000,000.00          | 4,921,557.20          | 4,980,708.72          | 0.375          | 0.475        | 1,686                    | 08/25/2025       |
| 3135G06G3                                 | 5497         | Fed Natl Mortgage Assoc      |                       | 01/20/2021       | 4,900,000.00          | 4,834,645.96          | 4,907,831.26          | 0.500          | 0.461        | 1,752                    | 11/07/2025       |
| 3135G04Z3                                 | 5502         | Fed Natl Mortgage Assoc      |                       | 02/04/2021       | 5,000,000.00          | 4,961,232.65          | 5,019,296.83          | 0.500          | 0.395        | 1,594                    | 06/17/2025       |
| 3135G03U5                                 | 5506         | Fed Natl Mortgage Assoc      |                       | 02/26/2021       | 5,000,000.00          | 4,988,384.50          | 5,002,607.38          | 0.625          | 0.610        | 1,516                    | 04/22/2025       |
| 3135G03U5                                 | 5511         | Fed Natl Mortgage Assoc      |                       | 03/05/2021       | 5,000,000.00          | 4,988,384.50          | 5,014,903.36          | 0.625          | 0.540        | 1,509                    | 04/22/2025       |
| 3135G0K36                                 | 5520         | Fed Natl Mortgage Assoc      |                       | 08/27/2021       | 5,000,000.00          | 5,262,820.45          | 5,337,112.16          | 2.125          | 0.780        | 1,701                    | 04/24/2026       |
| 3135G0U43                                 | 5341         | FNMA Discount Notes          |                       | 02/12/2019       | 3,000,000.00          | 3,152,007.66          | 3,017,996.58          | 2.875          | 2.546        | 1,673                    | 09/12/2023       |
| 880591EN8                                 | 5344         | Tennessee Valley Authority   |                       | 02/28/2019       | 4,473,000.00          | 4,542,186.57          | 4,447,575.56          | 1.875          | 2.560        | 1,264                    | 08/15/2022       |
| <b>Subtotal and Average</b>               |              |                              | <b>333,607,083.79</b> |                  | <b>330,957,000.00</b> | <b>335,113,702.89</b> | <b>332,681,120.76</b> | <b>1.288</b>   | <b>1.528</b> | <b>943</b>               |                  |
| <b>Negotiable CD's - Interest Bearing</b> |              |                              |                       |                  |                       |                       |                       |                |              |                          |                  |
| 33715LBT6                                 | 5260         | First Tech Fed Credit Union  |                       | 07/16/2018       | 240,000.00            | 246,087.84            | 240,000.00            | 3.250          | 3.253        | 1,463                    | 07/18/2022       |
| 79772FAF3                                 | 5445         | San Francisco FCU            |                       | 03/27/2020       | 240,000.00            | 243,320.64            | 240,000.00            | 1.100          | 1.094        | 1,826                    | 03/27/2025       |
| <b>Subtotal and Average</b>               |              |                              | <b>480,000.00</b>     |                  | <b>480,000.00</b>     | <b>489,408.48</b>     | <b>480,000.00</b>     | <b>2.173</b>   | <b>1.645</b> | <b>782</b>               |                  |
| <b>LAIF</b>                               |              |                              |                       |                  |                       |                       |                       |                |              |                          |                  |
| SYS88-0237LAIF                            | 88-0237LAIF  | Local Agency Investment Fund |                       |                  | 74,259,505.28         | 74,259,505.28         | 74,259,505.28         | 0.330          | 0.330        | 1                        | 1                |
| <b>Subtotal and Average</b>               |              |                              | <b>74,259,505.28</b>  |                  | <b>74,259,505.28</b>  | <b>74,259,505.28</b>  | <b>74,259,505.28</b>  | <b>0.330</b>   |              | <b>1</b>                 | <b>1</b>         |
| <b>Medium Term Notes</b>                  |              |                              |                       |                  |                       |                       |                       |                |              |                          |                  |
| 037833DE7                                 | 5202         | Apple Inc                    |                       | 05/03/2018       | 3,000,000.00          | 3,078,781.98          | 2,971,919.15          | 2.400          | 2.819        | 1,716                    | 01/13/2023       |
| 037833DX5                                 | 5505         | Apple Inc                    |                       | 02/23/2021       | 2,000,000.00          | 1,969,009.82          | 1,991,278.96          | 0.550          | 0.664        | 1,639                    | 08/20/2025       |
| 478160CD4                                 | 5265         | Johnson & Johnson            |                       | 08/30/2018       | 3,000,000.00          | 3,020,722.74          | 2,992,353.06          | 2.250          | 2.889        | 1,281                    | 03/03/2022       |
| 478160BT0                                 | 5350         | Johnson & Johnson            |                       | 03/05/2019       | 2,000,000.00          | 2,046,280.24          | 1,982,725.35          | 2.050          | 2.697        | 1,457                    | 03/01/2023       |
| 594918BH6                                 | 5203         | Microsoft Corp               |                       | 05/03/2018       | 2,000,000.00          | 2,043,560.64          | 1,992,097.09          | 2.650          | 3.041        | 1,645                    | 11/03/2022       |
| 742651DR0                                 | 5367         | Private Export Funding Corp  |                       | 04/08/2019       | 3,003,000.00          | 3,060,115.32          | 2,991,373.00          | 2.050          | 2.412        | 1,317                    | 11/15/2022       |
| <b>Subtotal and Average</b>               |              |                              | <b>14,918,844.64</b>  |                  | <b>15,003,000.00</b>  | <b>15,218,470.74</b>  | <b>14,921,746.61</b>  | <b>2.477</b>   | <b>1.495</b> | <b>517</b>               |                  |

Portfolio SCVW  
AC  
PM (PRF\_PM2) 7.3.0

**Santa Clara Valley Water Dist.**  
**Portfolio Management**  
**Portfolio Details - Investments**  
**September 30, 2021**

Page 4

| CUSIP                         | Investment # | Issuer                         | Average<br>Balance   | Purchase<br>Date | Par Value            | Market Value         | Book Value           | Stated<br>Rate | YTM<br>365   | Days to<br>Term Maturity | Maturity<br>Date |
|-------------------------------|--------------|--------------------------------|----------------------|------------------|----------------------|----------------------|----------------------|----------------|--------------|--------------------------|------------------|
| <b>Money Market Account</b>   |              |                                |                      |                  |                      |                      |                      |                |              |                          |                  |
| 23380W523                     | 4102         | Daily Income US Gov MMF        |                      |                  | 40,092,832.91        | 40,092,832.91        | 40,092,832.91        | 0.020          | 0.020        | 1                        | 1                |
| <b>Subtotal and Average</b>   |              |                                | <b>39,546,575.46</b> |                  | <b>40,092,832.91</b> | <b>40,092,832.91</b> | <b>40,092,832.91</b> |                | <b>0.020</b> | <b>1</b>                 | <b>1</b>         |
| <b>TimeCD_Deposit Account</b> |              |                                |                      |                  |                      |                      |                      |                |              |                          |                  |
| SYS5317                       | 5317         | Excite CU FKA Alliance CU      |                      |                  | 246,010.91           | 246,010.91           | 246,010.91           | 2.470          | 2.470        | 1                        | 1                |
| SYS5311                       | 5311         | Bank of San Francisco          |                      |                  | 245,572.23           | 245,572.23           | 245,572.23           | 2.250          | 2.250        | 1                        | 1                |
| SYS5481                       | 5481         | Bank of San Francisco          |                      |                  | 14,058,160.03        | 14,058,160.03        | 14,058,160.03        | 0.449          | 0.449        | 1                        | 1                |
| SYS5309                       | 5309         | Community Bank of the Bay      |                      |                  | 250,000.00           | 250,000.00           | 250,000.00           | 2.701          | 2.701        | 1                        | 1                |
| SYS5371                       | 5371         | Community Bank of the Bay      |                      |                  | 5,142,769.78         | 5,142,769.78         | 5,142,769.78         | 0.500          | 0.500        | 1                        | 1                |
| SYS4912                       | 4912         | Deposit Account                |                      |                  | 42,309,172.85        | 42,309,172.85        | 42,309,172.85        | 0.050          | 0.050        | 1                        | 1                |
| SYS5395                       | 5395         | Meriwest Credit Union          |                      |                  | 248,756.01           | 248,756.01           | 248,756.01           | 0.500          | 0.500        | 1                        | 1                |
| SYS5398                       | 5398         | Meriwest Credit Union          |                      |                  | 4,963,334.43         | 4,963,334.43         | 4,963,334.43         | 2.500          | 2.500        | 1                        | 1                |
| SYS5397                       | 5397         | Provident Credit Union         |                      |                  | 244,669.36           | 244,669.36           | 244,669.36           | 2.579          | 2.579        | 1                        | 1                |
| SYS5310                       | 5310         | Technology Credit Union        |                      |                  | 260,433.20           | 260,433.20           | 260,433.20           | 2.776          | 2.776        | 1                        | 1                |
| SYS5369                       | 5369         | Technology Credit Union        |                      |                  | 15,413,900.86        | 15,413,900.86        | 15,413,900.86        | 0.270          | 0.270        | 1                        | 1                |
| <b>Subtotal and Average</b>   |              |                                | <b>79,610,519.17</b> |                  | <b>83,382,779.66</b> | <b>83,382,779.66</b> | <b>83,382,779.66</b> |                | <b>0.370</b> | <b>1</b>                 | <b>1</b>         |
| <b>Supranational</b>          |              |                                |                      |                  |                      |                      |                      |                |              |                          |                  |
| 4581X0DL9                     | 5517         | Inter-American Dev't Bank      |                      | 05/20/2021       | 2,000,000.00         | 2,010,006.60         | 2,021,001.82         | 0.875          | 0.604        | 1,414                    | 1,280 04/03/2025 |
| 4581X0DK1                     | 5503         | INTERAMERI DEV                 |                      | 02/05/2021       | 3,000,000.00         | 3,105,216.66         | 3,138,973.96         | 1.750          | 0.396        | 1,498                    | 1,260 03/14/2025 |
| 459058GL1                     | 5290         | INTL BK RECON & DEVELOP        |                      | 12/03/2018       | 3,000,000.00         | 3,158,039.46         | 3,002,452.73         | 3.000          | 2.955        | 1,759                    | 726 09/27/2023   |
| 459058JL8                     | 5518         | INTL BK RECON & DEVELOP        |                      | 05/24/2021       | 2,000,000.00         | 1,972,537.20         | 1,980,751.14         | 0.500          | 0.750        | 1,618                    | 1,488 10/28/2025 |
| 45950VPT7                     | 5509         | INTL FINANCE CORP              |                      | 03/15/2021       | 5,000,000.00         | 4,969,300.70         | 5,000,000.00         | 0.500          | 0.500        | 1,826                    | 1,626 03/15/2026 |
| <b>Subtotal and Average</b>   |              |                                | <b>15,144,868.16</b> |                  | <b>15,000,000.00</b> | <b>15,215,100.62</b> | <b>15,143,179.65</b> |                | <b>1.012</b> | <b>1,663</b>             | <b>1,307</b>     |
| <b>Municipal Bonds</b>        |              |                                |                      |                  |                      |                      |                      |                |              |                          |                  |
| 54438CYK2                     | 5484         | Los Angeles Community College  |                      | 11/10/2020       | 1,000,000.00         | 995,460.00           | 1,000,000.00         | 0.773          | 0.773        | 1,725                    | 1,400 08/01/2025 |
| 010878AN6                     | 5198         | County of Alameda              |                      | 03/29/2018       | 2,305,000.00         | 2,378,460.35         | 2,325,992.91         | 4.000          | 2.832        | 1,586                    | 304 08/01/2022   |
| 127109QA7                     | 5402         | Cabrillo Comnt                 |                      | 10/08/2019       | 1,230,000.00         | 1,266,334.20         | 1,230,000.00         | 2.034          | 2.034        | 1,759                    | 1,035 08/01/2024 |
| 13066YTZ2                     | 5263         | CA Department Water Resources  |                      | 08/13/2018       | 2,000,000.00         | 2,021,500.00         | 1,990,171.75         | 2.000          | 2.894        | 1,357                    | 212 05/01/2022   |
| 13034AL65                     | 5487         | CA Infrastructure & Econ Dev   |                      | 12/17/2020       | 1,250,000.00         | 1,242,287.50         | 1,250,000.00         | 0.765          | 0.765        | 1,749                    | 1,461 10/01/2025 |
| 544351MN6                     | 5246         | City of Los Angeles CA         |                      | 07/12/2018       | 2,500,000.00         | 2,561,225.00         | 2,500,000.00         | 2.900          | 2.899        | 1,512                    | 335 09/01/2022   |
| 544351MN6                     | 5247         | City of Los Angeles CA         |                      | 07/12/2018       | 2,500,000.00         | 2,561,225.00         | 2,500,000.00         | 2.900          | 2.899        | 1,512                    | 335 09/01/2022   |
| 702274CN9                     | 5285         | City of Pasadena               |                      | 12/06/2018       | 1,055,000.00         | 1,091,787.85         | 1,055,000.00         | 3.338          | 3.338        | 1,456                    | 426 12/01/2022   |
| 702274CM1                     | 5286         | City of Pasadena               |                      | 12/06/2018       | 500,000.00           | 502,375.00           | 500,000.00           | 3.235          | 3.235        | 1,091                    | 61 12/01/2021    |
| 357172B79                     | 5515         | Fremont Unified High Sch Dstt  |                      | 05/26/2021       | 100,000.00           | 99,629.00            | 100,000.00           | 0.845          | 0.845        | 1,528                    | 1,400 08/01/2025 |
| 357172B61                     | 5516         | Fremont Unified High Sch Dstt  |                      | 05/26/2021       | 750,000.00           | 747,735.00           | 750,000.00           | 0.553          | 0.553        | 1,163                    | 1,035 08/01/2024 |
| 368079HS1                     | 5363         | Gavilan Joint Community CLG-A1 |                      | 04/18/2019       | 500,000.00           | 509,420.00           | 500,000.00           | 2.520          | 2.519        | 1,201                    | 304 08/01/2022   |

Portfolio SCVW  
AC  
PM (PRF\_PM2) 7.3.0



**Santa Clara Valley Water Dist.**  
**Portfolio Management**  
**Portfolio Details - Investments**  
**September 30, 2021**

Page 5

| CUSIP                  | Investment # | Issuer                         | Average<br>Balance | Purchase<br>Date | Par Value    | Market Value | Book Value   | Stated<br>Rate | YTM<br>365 | Days to<br>Term Maturity | Maturity<br>Date |
|------------------------|--------------|--------------------------------|--------------------|------------------|--------------|--------------|--------------|----------------|------------|--------------------------|------------------|
| <b>Municipal Bonds</b> |              |                                |                    |                  |              |              |              |                |            |                          |                  |
| 368079HT9              | 5364         | Gavilan Joint Community CLG-A1 |                    | 04/18/2019       | 400,000.00   | 415,724.00   | 400,000.00   | 2.620          | 2.619      | 1,566                    | 669 08/01/2023   |
| 368079KB4              | 5471         | Gavilan Joint Community CLG-A1 |                    | 10/15/2020       | 750,000.00   | 750,945.00   | 750,000.00   | 0.524          | 0.524      | 1,020                    | 669 08/01/2023   |
| 368079KC2              | 5472         | Gavilan Joint Community CLG-A1 |                    | 10/15/2020       | 600,000.00   | 598,626.00   | 600,000.00   | 0.739          | 0.739      | 1,386                    | 1,035 08/01/2024 |
| 376087FY3              | 5414         | Gilroy USD                     |                    | 10/31/2019       | 600,000.00   | 615,462.00   | 600,000.00   | 1.793          | 1.793      | 1,370                    | 669 08/01/2023   |
| 376087FZ0              | 5415         | Gilroy USD                     |                    | 10/31/2019       | 550,000.00   | 568,166.50   | 550,000.00   | 1.833          | 1.833      | 1,736                    | 1,035 08/01/2024 |
| 54465AGP1              | 5368         | LA County Redev Agency         |                    | 04/22/2019       | 1,750,000.00 | 1,800,645.00 | 1,734,815.82 | 2.000          | 2.480      | 1,593                    | 700 09/01/2023   |
| 544290JB6              | 5407         | Los Altos School District      |                    | 10/17/2019       | 1,750,000.00 | 1,774,412.50 | 1,750,000.00 | 1.896          | 1.896      | 1,019                    | 304 08/01/2022   |
| 530319SK9              | 5468         | Liberty Union HSD              |                    | 10/07/2020       | 800,000.00   | 801,544.00   | 800,000.00   | 0.650          | 0.643      | 1,394                    | 1,035 08/01/2024 |
| 530319SL7              | 5469         | Liberty Union HSD              |                    | 10/07/2020       | 825,000.00   | 822,401.25   | 825,000.00   | 0.760          | 0.760      | 1,759                    | 1,400 08/01/2025 |
| 542411NJ8              | 5413         | Long Beach Community College   |                    | 10/23/2019       | 2,500,000.00 | 2,578,325.00 | 2,500,000.00 | 1.803          | 1.803      | 1,744                    | 1,035 08/01/2024 |
| 56781RJG3              | 5329         | Marin CCD GO-B1                |                    | 02/07/2019       | 600,000.00   | 628,374.00   | 600,000.00   | 2.895          | 2.895      | 1,636                    | 669 08/01/2023   |
| 56781RJF5              | 5330         | Marin CCD GO-B1                |                    | 02/07/2019       | 500,000.00   | 510,875.00   | 500,000.00   | 2.813          | 2.813      | 1,271                    | 304 08/01/2022   |
| 56781RGP6              | 5349         | Marin CCD GO-B1                |                    | 03/04/2019       | 2,080,000.00 | 2,121,017.60 | 2,079,430.42 | 2.566          | 2.600      | 1,246                    | 304 08/01/2022   |
| 677765GV5              | 5401         | Ohlone Community College       |                    | 09/26/2019       | 2,000,000.00 | 2,065,560.00 | 2,000,000.00 | 1.814          | 1.814      | 1,771                    | 1,035 08/01/2024 |
| 677765GW3              | 5480         | Ohlone Community College       |                    | 10/22/2020       | 2,865,000.00 | 2,978,998.35 | 3,002,448.00 | 1.975          | 0.700      | 1,744                    | 1,400 08/01/2025 |
| 799306QJ7              | 5417         | San Rafael CA Elem Sch Dist    |                    | 11/13/2019       | 1,000,000.00 | 1,024,680.00 | 1,000,000.00 | 1.865          | 1.865      | 1,357                    | 669 08/01/2023   |
| 796815ZG6              | 5393         | San Bernardino County          |                    | 07/02/2019       | 5,000,000.00 | 5,082,700.00 | 5,000,000.00 | 2.050          | 2.050      | 1,187                    | 365 10/01/2022   |
| 801546QV7              | 5519         | Cnty Santa Clara               |                    | 07/28/2021       | 1,770,000.00 | 1,840,056.60 | 1,846,544.96 | 2.000          | 0.850      | 1,465                    | 1,400 08/01/2025 |
| 7976465A0              | 5343         | San Francisco City & County CA |                    | 02/26/2019       | 455,000.00   | 462,593.95   | 455,000.00   | 2.623          | 2.622      | 1,205                    | 257 06/15/2022   |
| 79773KDC5              | 5512         | SF City and County GO Bonds    |                    | 03/30/2021       | 830,000.00   | 825,293.90   | 830,000.00   | 0.728          | 0.728      | 1,538                    | 1,353 06/15/2025 |
| 79765R3U1              | 5164         | San Fran CY&Cnty CA PUC WTR    |                    | 12/28/2017       | 1,000,000.00 | 1,025,660.00 | 1,000,000.00 | 2.619          | 2.619      | 1,769                    | 396 11/01/2022   |
| 79765R3U1              | 5331         | San Fran CY&Cnty CA PUC WTR    |                    | 01/29/2019       | 875,000.00   | 897,452.50   | 872,602.16   | 2.619          | 2.887      | 1,372                    | 396 11/01/2022   |
| 798170AE6              | 5189         | San Jose Redevelopment Ag      |                    | 02/26/2018       | 3,000,000.00 | 3,060,990.00 | 2,995,322.26 | 2.630          | 2.830      | 1,617                    | 304 08/01/2022   |
| 798170AE6              | 5190         | San Jose Redevelopment Ag      |                    | 02/28/2018       | 2,000,000.00 | 2,040,660.00 | 1,997,657.25 | 2.630          | 2.780      | 1,615                    | 304 08/01/2022   |
| 798189PE0              | 5221         | San Jose Evergreen             |                    | 06/05/2018       | 130,000.00   | 135,684.90   | 131,966.48   | 5.000          | 3.223      | 1,549                    | 335 09/01/2022   |
| 798186N81              | 5493         | San Jose Unified Sch District  |                    | 01/20/2021       | 1,000,000.00 | 991,130.00   | 1,000,000.00 | 0.558          | 0.558      | 1,654                    | 1,400 08/01/2025 |
| 802498UG8              | 5411         | Santa Monica-Malibu USD        |                    | 11/06/2019       | 650,000.00   | 665,886.00   | 650,000.00   | 1.669          | 1.669      | 1,364                    | 669 08/01/2023   |
| 802498UH6              | 5412         | Santa Monica-Malibu USD        |                    | 11/06/2019       | 500,000.00   | 516,060.00   | 500,000.00   | 1.719          | 1.719      | 1,730                    | 1,035 08/01/2024 |
| 835569GR9              | 5416         | Sonoma County CA Jnr Clg Dist  |                    | 11/12/2019       | 1,000,000.00 | 1,040,260.00 | 1,000,000.00 | 2.061          | 2.061      | 1,724                    | 1,035 08/01/2024 |
| 799408Z85              | 5475         | SAN RAMON VALLEY UNIFIED       |                    | 10/20/2020       | 1,700,000.00 | 1,690,820.00 | 1,700,000.00 | 0.740          | 0.740      | 1,746                    | 1,400 08/01/2025 |
| 91412HEW9              | 5352         | University of California       |                    | 03/19/2019       | 250,000.00   | 253,797.50   | 250,000.00   | 2.608          | 2.607      | 1,153                    | 226 05/15/2022   |
| 91412HEX7              | 5353         | University of California       |                    | 03/19/2019       | 600,000.00   | 622,692.00   | 600,000.00   | 2.657          | 2.657      | 1,518                    | 591 05/15/2023   |
| 91412GQF5              | 5365         | University of California       |                    | 05/15/2019       | 500,000.00   | 529,795.00   | 503,728.80   | 2.900          | 2.595      | 1,827                    | 957 05/15/2024   |
| 91412GQE8              | 5370         | University of California       |                    | 05/01/2019       | 1,565,000.00 | 1,626,535.80 | 1,570,751.54 | 2.750          | 2.510      | 1,475                    | 591 05/15/2023   |
| 91412GQD0              | 5399         | University of California       |                    | 08/21/2019       | 500,000.00   | 507,480.00   | 502,693.01   | 2.570          | 1.680      | 998                      | 226 05/15/2022   |
| 91412GUZ6              | 5400         | University of California       |                    | 09/04/2019       | 265,000.00   | 270,212.55   | 267,627.49   | 3.338          | 1.700      | 984                      | 226 05/15/2022   |
| 923040GU7              | 5409         | Ventura Cnty Comm College Dist |                    | 10/31/2019       | 1,000,000.00 | 1,033,240.00 | 1,000,000.00 | 1.800          | 1.800      | 1,736                    | 1,035 08/01/2024 |
| 923040GT0              | 5410         | Ventura Cnty Comm College Dist |                    | 10/31/2019       | 1,250,000.00 | 1,281,700.00 | 1,250,000.00 | 1.750          | 1.750      | 1,370                    | 669 08/01/2023   |

Portfolio SCVW  
AC  
PM (PRF\_PM2) 7.3.0

**Santa Clara Valley Water Dist.**  
**Portfolio Management**  
**Portfolio Details - Investments**  
**September 30, 2021**

Page 6

| CUSIP                       | Investment # | Issuer                     | Average<br>Balance    | Purchase<br>Date | Par Value             | Market Value          | Book Value            | Stated<br>Rate | YTM<br>365   | Days to<br>Term Maturity | Maturity<br>Date |
|-----------------------------|--------------|----------------------------|-----------------------|------------------|-----------------------|-----------------------|-----------------------|----------------|--------------|--------------------------|------------------|
| <b>Municipal Bonds</b>      |              |                            |                       |                  |                       |                       |                       |                |              |                          |                  |
| 923078CS6                   | 5447         | Ventura Cnty CA Public Fin |                       | 06/11/2020       | 500,000.00            | 502,250.00            | 500,000.00            | 0.848          | 0.848        | 873                      | 396 11/01/2022   |
| 93974D5Q7                   | 5279         | Washington State GO Bond   |                       | 10/01/2018       | 2,000,000.00          | 2,096,500.00          | 1,996,426.90          | 3.030          | 3.136        | 1,765                    | 669 08/01/2023   |
| <b>Subtotal and Average</b> |              |                            | <b>63,815,541.56</b>  |                  | <b>63,600,000.00</b>  | <b>65,032,645.80</b>  | <b>63,813,179.75</b>  |                | <b>2.035</b> | <b>1,504</b>             | <b>702</b>       |
| <b>Total and Average</b>    |              |                            | <b>649,591,942.74</b> |                  | <b>662,775,117.85</b> | <b>669,057,091.38</b> | <b>665,132,640.69</b> |                | <b>1.059</b> | <b>1,068</b>             | <b>648</b>       |

Santa Clara Valley Water Dist.  
Portfolio Management  
Portfolio Details - Cash  
September 30, 2021

| CUSIP                      | Investment # | Issuer | Average<br>Balance | Purchase<br>Date | Par Value      | Market Value   | Book Value     | Stated<br>Rate | YTM<br>365 | Days to<br>Term | Maturity |
|----------------------------|--------------|--------|--------------------|------------------|----------------|----------------|----------------|----------------|------------|-----------------|----------|
| Average Balance            |              |        | 0.00               |                  |                |                |                |                |            | 0               | 0        |
| Total Cash and Investments |              |        | 649,591,942.74     |                  | 662,775,117.85 | 669,057,091.38 | 665,132,640.69 |                | 1.059      | 1,068           | 648      |



**Santa Clara Valley Water Dist.**  
**Transaction Activity Report**  
**July 1, 2021 - September 30, 2021**  
**Sorted by Transaction Date - Transaction Date**  
**All Funds**

SANTA CLARA VALLEY WATER  
 5750 Almaden Expressway  
 San Jose, San Jose, Ca 951  
 (408)265-2607

| Investment #                 | Fund | CUSIP          | Inv Descrip       | TransactionType | TransactionDate | MaturityDate | RedemptionType | New Principal         | Principal Paydowns  | Interest         | Total Cash             |
|------------------------------|------|----------------|-------------------|-----------------|-----------------|--------------|----------------|-----------------------|---------------------|------------------|------------------------|
| 88-0237LAIF                  | 82   | SYS88-0237LAIF | LAIF 4.958%       | Purchase        | 07/01/2021      |              |                | 74,198,924.00         |                     |                  | -74,198,924.00         |
| 4102                         | 82   | 23380W523      | Money Market Fund | Purchase        | 07/01/2021      |              |                | 33,579,472.13         |                     |                  | -33,579,472.13         |
| 4102                         | 82   | 23380W523      | Money Market Fund | Purchase        | 07/01/2021      |              |                | 1,028.63              |                     |                  | -1,028.63              |
| 4102                         | 82   | 23380W523      | Money Market Fund | Purchase        | 07/01/2021      |              |                | 26,250.00             |                     |                  | -26,250.00             |
| 4102                         | 82   | 23380W523      | Money Market Fund | Purchase        | 07/01/2021      |              |                | 16,529.98             |                     |                  | -16,529.98             |
| 4102                         | 82   | 23380W523      | Money Market Fund | Purchase        | 07/01/2021      |              |                | 1,385,000.00          |                     |                  | -1,385,000.00          |
| 5294                         | 82   | 797669XU7      | SFOTRN 2.387%     | Redemption      | 07/01/2021      | 07/01/2021   | Maturity       |                       | 1,385,000.00        |                  | 1,385,000.00           |
| 5294                         | 82   | 797669XU7      | SFOTRN 2.387%     | Interest        | 07/01/2021      | 07/01/2021   |                |                       |                     | 16,529.98        | 16,529.98              |
| 5392                         | 82   | 3133EKTG1      | FEDERAL FARM CR   | Interest        | 07/01/2021      | 07/01/2022   |                |                       |                     | 26,250.00        | 26,250.00              |
| 4102                         | 82   | 23380W523      | Money Market Fund | Interest        | 07/01/2021      |              |                |                       |                     | 1,028.63         | 1,028.63               |
| <b>Totals for 07/01/2021</b> |      |                |                   |                 |                 |              |                | <b>109,207,204.74</b> | <b>1,385,000.00</b> | <b>43,808.61</b> | <b>-107,778,396.13</b> |
| 4102                         | 82   | 23380W523      | Money Market Fund | Purchase        | 07/06/2021      |              |                | 255,000.00            |                     |                  | -255,000.00            |
| <b>Totals for 07/06/2021</b> |      |                |                   |                 |                 |              |                | <b>255,000.00</b>     |                     |                  | <b>-255,000.00</b>     |
| 4102                         | 82   | 23380W523      | Money Market Fund | Redemption      | 07/07/2021      |              |                |                       | 1,743,000.00        |                  | 1,743,000.00           |
| <b>Totals for 07/07/2021</b> |      |                |                   |                 |                 |              |                |                       | <b>1,743,000.00</b> |                  | <b>1,743,000.00</b>    |
| 4102                         | 82   | 23380W523      | Money Market Fund | Redemption      | 07/08/2021      |              |                |                       | 1,590,000.00        |                  | 1,590,000.00           |
| <b>Totals for 07/08/2021</b> |      |                |                   |                 |                 |              |                |                       | <b>1,590,000.00</b> |                  | <b>1,590,000.00</b>    |
| 4102                         | 82   | 23380W523      | Money Market Fund | Purchase        | 07/09/2021      |              |                | 1,054,000.00          |                     |                  | -1,054,000.00          |
| <b>Totals for 07/09/2021</b> |      |                |                   |                 |                 |              |                | <b>1,054,000.00</b>   |                     |                  | <b>-1,054,000.00</b>   |
| 4102                         | 82   | 23380W523      | Money Market Fund | Purchase        | 07/12/2021      |              |                | 74,000.00             |                     |                  | -74,000.00             |
| <b>Totals for 07/12/2021</b> |      |                |                   |                 |                 |              |                | <b>74,000.00</b>      |                     |                  | <b>-74,000.00</b>      |
| 4102                         | 82   | 23380W523      | Money Market Fund | Purchase        | 07/13/2021      |              |                | 36,000.00             |                     |                  | -36,000.00             |
| 4102                         | 82   | 23380W523      | Money Market Fund | Redemption      | 07/13/2021      |              |                |                       | 9,100,000.00        |                  | 9,100,000.00           |
| 5202                         | 82   | 037833DE7      | AAPL 2.4% MAT     | Interest        | 07/13/2021      | 01/13/2023   |                |                       |                     | 36,000.00        | 36,000.00              |
| <b>Totals for 07/13/2021</b> |      |                |                   |                 |                 |              |                | <b>36,000.00</b>      | <b>9,100,000.00</b> | <b>36,000.00</b> | <b>9,100,000.00</b>    |
| 4102                         | 82   | 23380W523      | Money Market Fund | Purchase        | 07/15/2021      |              |                | 3,070,000.00          |                     |                  | -3,070,000.00          |
| 88-0237LAIF                  | 82   | SYS88-0237LAIF | LAIF 4.958%       | Purchase        | 07/15/2021      |              |                | 60,581.28             |                     |                  | -60,581.28             |
| 88-0237LAIF                  | 82   | SYS88-0237LAIF | LAIF 4.958%       | Interest        | 07/15/2021      |              |                |                       |                     | 60,581.28        | 60,581.28              |
| <b>Totals for 07/15/2021</b> |      |                |                   |                 |                 |              |                | <b>3,130,581.28</b>   |                     | <b>60,581.28</b> | <b>-3,070,000.00</b>   |
| 4102                         | 82   | 23380W523      | Money Market Fund | Purchase        | 07/16/2021      |              |                | 641.10                |                     |                  | -641.10                |
| 4102                         | 82   | 23380W523      | Money Market Fund | Purchase        | 07/16/2021      |              |                | 11,120,000.00         |                     |                  | -11,120,000.00         |
| 5260                         | 82   | 33715LBT6      | 1STTCH 3.25% MAT  | Interest        | 07/16/2021      | 07/18/2022   |                |                       |                     | 641.10           | 641.10                 |
| <b>Totals for 07/16/2021</b> |      |                |                   |                 |                 |              |                | <b>11,120,641.10</b>  |                     | <b>641.10</b>    | <b>-11,120,000.00</b>  |

Portfolio SCVW

AC

TA (PRF\_TA) 7.1.1  
Report Ver. 7.3.6.1

**Santa Clara Valley Water Dist.**  
**Transaction Activity Report**  
**Sorted by Transaction Date - Transaction Date**

| Investment #                 | Fund | CUSIP     | Inv Descrip       | TransactionType | TransactionDate | MaturityDate | RedemptionType | New<br>Principal | Principal<br>Paydowns | Interest            | Total<br>Cash       |
|------------------------------|------|-----------|-------------------|-----------------|-----------------|--------------|----------------|------------------|-----------------------|---------------------|---------------------|
| 4102                         | 82   | 23380W523 | Money Market Fund | Redemption      | 07/19/2021      |              |                |                  | 267,000.00            |                     | 267,000.00          |
| <b>Totals for 07/19/2021</b> |      |           |                   |                 |                 |              |                |                  | <b>267,000.00</b>     |                     | <b>267,000.00</b>   |
| 4102                         | 82   | 23380W523 | Money Market Fund | Redemption      | 07/20/2021      |              |                |                  | 1,100,000.00          |                     | 1,100,000.00        |
| <b>Totals for 07/20/2021</b> |      |           |                   |                 |                 |              |                |                  | <b>1,100,000.00</b>   |                     | <b>1,100,000.00</b> |
| 4102                         | 82   | 23380W523 | Money Market Fund | Purchase        | 07/21/2021      |              |                | 12,937.50        |                       |                     | -12,937.50          |
| 4102                         | 82   | 23380W523 | Money Market Fund | Redemption      | 07/21/2021      |              |                |                  | 556,000.00            |                     | 556,000.00          |
| 5498                         | 82   | 3137EAEU9 | FEDERAL HOME LN   | Interest        | 07/21/2021      | 07/21/2025   |                |                  |                       | 12,937.50           | 12,937.50           |
| 5498                         | 82   | 3137EAEU9 | FEDERAL HOME LN   | Accr Int        | 07/21/2021      | 07/21/2025   |                |                  | 431.25                | -431.25             | 0.00                |
| <b>Totals for 07/21/2021</b> |      |           |                   |                 |                 |              |                |                  | <b>12,937.50</b>      | <b>556,431.25</b>   | <b>12,506.25</b>    |
| 4102                         | 82   | 23380W523 | Money Market Fund | Purchase        | 07/22/2021      |              |                | 80,000.00        |                       |                     | -80,000.00          |
| <b>Totals for 07/22/2021</b> |      |           |                   |                 |                 |              |                |                  | <b>80,000.00</b>      |                     | <b>-80,000.00</b>   |
| 4102                         | 82   | 23380W523 | Money Market Fund | Redemption      | 07/23/2021      |              |                |                  | 6,800,000.00          |                     | 6,800,000.00        |
| <b>Totals for 07/23/2021</b> |      |           |                   |                 |                 |              |                |                  | <b>6,800,000.00</b>   |                     | <b>6,800,000.00</b> |
| 4102                         | 82   | 23380W523 | Money Market Fund | Purchase        | 07/26/2021      |              |                | 7,083.33         |                       |                     | -7,083.33           |
| 4102                         | 82   | 23380W523 | Money Market Fund | Purchase        | 07/26/2021      |              |                | 900,000.00       |                       |                     | -900,000.00         |
| 5507                         | 82   | 3130ALKL7 | FEDERAL HOME      | Interest        | 07/26/2021      | 03/25/2026   |                |                  |                       | 3,541.66            | 3,541.66            |
| 5508                         | 82   | 3130ALKL7 | FEDERAL HOME      | Interest        | 07/26/2021      | 03/25/2026   |                |                  |                       | 3,541.67            | 3,541.67            |
| <b>Totals for 07/26/2021</b> |      |           |                   |                 |                 |              |                |                  | <b>907,083.33</b>     | <b>7,083.33</b>     | <b>-900,000.00</b>  |
| 4102                         | 82   | 23380W523 | Money Market Fund | Purchase        | 07/27/2021      |              |                | 216.99           |                       |                     | -216.99             |
| 4102                         | 82   | 23380W523 | Money Market Fund | Purchase        | 07/27/2021      |              |                | 30,450.00        |                       |                     | -30,450.00          |
| 4102                         | 82   | 23380W523 | Money Market Fund | Redemption      | 07/27/2021      |              |                |                  | 4,690,000.00          |                     | 4,690,000.00        |
| 5086                         | 82   | 3133EG5D3 | FFCB 2.03% MAT    | Interest        | 07/27/2021      | 01/27/2022   |                |                  |                       | 30,450.00           | 30,450.00           |
| 5445                         | 82   | 79772FAF3 | SF FCU 1.1% MAT   | Interest        | 07/27/2021      | 03/27/2025   |                |                  |                       | 216.99              | 216.99              |
| <b>Totals for 07/27/2021</b> |      |           |                   |                 |                 |              |                |                  | <b>30,666.99</b>      | <b>4,690,000.00</b> | <b>30,666.99</b>    |
| 5519                         | 82   | 801546QV7 | SANTA CLARA CNTY  | Purchase        | 07/28/2021      | 08/01/2025   |                | 1,850,039.40     |                       |                     | -1,850,039.40       |
| 4102                         | 82   | 23380W523 | Money Market Fund | Purchase        | 07/28/2021      |              |                | 5,000,000.00     |                       |                     | -5,000,000.00       |
| 4102                         | 82   | 23380W523 | Money Market Fund | Purchase        | 07/28/2021      |              |                | 10,000.00        |                       |                     | -10,000.00          |
| 5458                         | 82   | 3136G4D26 | FEDERAL NATL MTG  | Redemption      | 07/28/2021      | 07/28/2023   | Call           |                  | 5,000,000.00          |                     | 5,000,000.00        |
| 4102                         | 82   | 23380W523 | Money Market Fund | Redemption      | 07/28/2021      |              |                |                  | 1,850,039.40          |                     | 1,850,039.40        |
| 4102                         | 82   | 23380W523 | Money Market Fund | Redemption      | 07/28/2021      |              |                |                  | 690,000.00            |                     | 690,000.00          |
| 5458                         | 82   | 3136G4D26 | FEDERAL NATL MTG  | Interest        | 07/28/2021      | 07/28/2023   |                |                  |                       | 10,000.00           | 10,000.00           |
| <b>Totals for 07/28/2021</b> |      |           |                   |                 |                 |              |                |                  | <b>6,860,039.40</b>   | <b>7,540,039.40</b> | <b>10,000.00</b>    |
| 4102                         | 82   | 23380W523 | Money Market Fund | Redemption      | 07/29/2021      |              |                |                  | 3,984,000.00          |                     | 3,984,000.00        |
| <b>Totals for 07/29/2021</b> |      |           |                   |                 |                 |              |                |                  | <b>3,984,000.00</b>   |                     | <b>3,984,000.00</b> |
| 4102                         | 82   | 23380W523 | Money Market Fund | Purchase        | 08/02/2021      |              |                | 682.12           |                       |                     | -682.12             |
| 4102                         | 82   | 23380W523 | Money Market Fund | Purchase        | 08/02/2021      |              |                | 1,000.00         |                       |                     | -1,000.00           |
| 4102                         | 82   | 23380W523 | Money Market Fund | Purchase        | 08/02/2021      |              |                | 46,100.00        |                       |                     | -46,100.00          |
| 4102                         | 82   | 23380W523 | Money Market Fund | Purchase        | 08/02/2021      |              |                | 12,509.10        |                       |                     | -12,509.10          |

**Santa Clara Valley Water Dist.**  
**Transaction Activity Report**  
**Sorted by Transaction Date - Transaction Date**

Page 3

| Investment # | Fund | CUSIP     | Inv Descrip       | TransactionType | TransactionDate | MaturityDate | RedemptionType | New<br>Principal | Principal<br>Paydowns | Interest  | Total<br>Cash |
|--------------|------|-----------|-------------------|-----------------|-----------------|--------------|----------------|------------------|-----------------------|-----------|---------------|
| 4102         | 82   | 23380W523 | Money Market Fund | Purchase        | 08/02/2021      |              |                | 748.85           |                       |           | -748.85       |
| 4102         | 82   | 23380W523 | Money Market Fund | Purchase        | 08/02/2021      |              |                | 152.57           |                       |           | -152.57       |
| 4102         | 82   | 23380W523 | Money Market Fund | Purchase        | 08/02/2021      |              |                | 24,500.00        |                       |           | -24,500.00    |
| 4102         | 82   | 23380W523 | Money Market Fund | Purchase        | 08/02/2021      |              |                | 6,300.00         |                       |           | -6,300.00     |
| 4102         | 82   | 23380W523 | Money Market Fund | Purchase        | 08/02/2021      |              |                | 5,240.00         |                       |           | -5,240.00     |
| 4102         | 82   | 23380W523 | Money Market Fund | Purchase        | 08/02/2021      |              |                | 1,965.00         |                       |           | -1,965.00     |
| 4102         | 82   | 23380W523 | Money Market Fund | Purchase        | 08/02/2021      |              |                | 2,217.00         |                       |           | -2,217.00     |
| 4102         | 82   | 23380W523 | Money Market Fund | Purchase        | 08/02/2021      |              |                | 5,379.00         |                       |           | -5,379.00     |
| 4102         | 82   | 23380W523 | Money Market Fund | Purchase        | 08/02/2021      |              |                | 5,040.75         |                       |           | -5,040.75     |
| 4102         | 82   | 23380W523 | Money Market Fund | Purchase        | 08/02/2021      |              |                | 2,600.00         |                       |           | -2,600.00     |
| 4102         | 82   | 23380W523 | Money Market Fund | Purchase        | 08/02/2021      |              |                | 3,135.00         |                       |           | -3,135.00     |
| 4102         | 82   | 23380W523 | Money Market Fund | Purchase        | 08/02/2021      |              |                | 22,537.50        |                       |           | -22,537.50    |
| 4102         | 82   | 23380W523 | Money Market Fund | Purchase        | 08/02/2021      |              |                | 16,590.00        |                       |           | -16,590.00    |
| 4102         | 82   | 23380W523 | Money Market Fund | Purchase        | 08/02/2021      |              |                | 3,865.00         |                       |           | -3,865.00     |
| 4102         | 82   | 23380W523 | Money Market Fund | Purchase        | 08/02/2021      |              |                | 26,686.40        |                       |           | -26,686.40    |
| 4102         | 82   | 23380W523 | Money Market Fund | Purchase        | 08/02/2021      |              |                | 7,032.50         |                       |           | -7,032.50     |
| 4102         | 82   | 23380W523 | Money Market Fund | Purchase        | 08/02/2021      |              |                | 8,685.00         |                       |           | -8,685.00     |
| 4102         | 82   | 23380W523 | Money Market Fund | Purchase        | 08/02/2021      |              |                | 18,140.00        |                       |           | -18,140.00    |
| 4102         | 82   | 23380W523 | Money Market Fund | Purchase        | 08/02/2021      |              |                | 28,291.88        |                       |           | -28,291.88    |
| 4102         | 82   | 23380W523 | Money Market Fund | Purchase        | 08/02/2021      |              |                | 65,750.00        |                       |           | -65,750.00    |
| 4102         | 82   | 23380W523 | Money Market Fund | Purchase        | 08/02/2021      |              |                | 2,960.50         |                       |           | -2,960.50     |
| 4102         | 82   | 23380W523 | Money Market Fund | Purchase        | 08/02/2021      |              |                | 9,325.00         |                       |           | -9,325.00     |
| 4102         | 82   | 23380W523 | Money Market Fund | Purchase        | 08/02/2021      |              |                | 6,290.00         |                       |           | -6,290.00     |
| 4102         | 82   | 23380W523 | Money Market Fund | Purchase        | 08/02/2021      |              |                | 5,424.25         |                       |           | -5,424.25     |
| 4102         | 82   | 23380W523 | Money Market Fund | Purchase        | 08/02/2021      |              |                | 4,297.50         |                       |           | -4,297.50     |
| 4102         | 82   | 23380W523 | Money Market Fund | Purchase        | 08/02/2021      |              |                | 10,305.00        |                       |           | -10,305.00    |
| 4102         | 82   | 23380W523 | Money Market Fund | Purchase        | 08/02/2021      |              |                | 10,937.50        |                       |           | -10,937.50    |
| 4102         | 82   | 23380W523 | Money Market Fund | Purchase        | 08/02/2021      |              |                | 9,000.00         |                       |           | -9,000.00     |
| 4102         | 82   | 23380W523 | Money Market Fund | Purchase        | 08/02/2021      |              |                | 30,300.00        |                       |           | -30,300.00    |
| 4102         | 82   | 23380W523 | Money Market Fund | Purchase        | 08/02/2021      |              |                | 2,000,000.00     |                       |           | -2,000,000.00 |
| 5362         | 82   | 368079HR3 | GAVILA 2.45% MAT  | Redemption      | 08/02/2021      | 08/01/2021   | Maturity       |                  | 2,000,000.00          |           | 2,000,000.00  |
| 5189         | 82   | 798170AE6 | SJSDEV 2.63% MAT  | Interest        | 08/02/2021      | 08/01/2022   |                |                  |                       | 39,450.00 | 39,450.00     |
| 5190         | 82   | 798170AE6 | SJSDEV 2.63% MAT  | Interest        | 08/02/2021      | 08/01/2022   |                |                  |                       | 26,300.00 | 26,300.00     |
| 5198         | 82   | 010878AN6 | ACNTY 4.% MAT     | Interest        | 08/02/2021      | 08/01/2022   |                |                  |                       | 46,100.00 | 46,100.00     |
| 5279         | 82   | 93974D5Q7 | WA GO 3.03% MAT   | Interest        | 08/02/2021      | 08/01/2023   |                |                  |                       | 30,300.00 | 30,300.00     |
| 5329         | 82   | 56781RJG3 | MARIN 2.895% MAT  | Interest        | 08/02/2021      | 08/01/2023   |                |                  |                       | 8,685.00  | 8,685.00      |
| 5330         | 82   | 56781RJF5 | MARIN CALIF       | Interest        | 08/02/2021      | 08/01/2022   |                |                  |                       | 7,032.50  | 7,032.50      |
| 5349         | 82   | 56781RGP6 | MARIN CALIF       | Interest        | 08/02/2021      | 08/01/2022   |                |                  |                       | 26,686.40 | 26,686.40     |
| 5362         | 82   | 368079HR3 | GAVILA 2.45% MAT  | Interest        | 08/02/2021      | 08/01/2021   |                |                  |                       | 24,500.00 | 24,500.00     |
| 5363         | 82   | 368079HS1 | GAVILA 2.52% MAT  | Interest        | 08/02/2021      | 08/01/2022   |                |                  |                       | 6,300.00  | 6,300.00      |
| 5364         | 82   | 368079HT9 | GAVILAN CALIF JT  | Interest        | 08/02/2021      | 08/01/2023   |                |                  |                       | 5,240.00  | 5,240.00      |
| 5401         | 82   | 677765GV5 | OHLONE 1.814%     | Interest        | 08/02/2021      | 08/01/2024   |                |                  |                       | 18,140.00 | 18,140.00     |
| 5402         | 82   | 127109QA7 | CABRIL 100.% MAT  | Interest        | 08/02/2021      | 08/01/2024   |                |                  |                       | 12,509.10 | 12,509.10     |

Portfolio SCVW

AC

TA (PRF\_TA) 7.1.1  
Report Ver. 7.3.6.1

**Santa Clara Valley Water Dist.**  
**Transaction Activity Report**  
**Sorted by Transaction Date - Transaction Date**

| Investment #                 | Fund | CUSIP     | Inv Descrip       | TransactionType | TransactionDate | MaturityDate | RedemptionType | New<br>Principal    | Principal<br>Paydowns | Interest          | Total<br>Cash    |
|------------------------------|------|-----------|-------------------|-----------------|-----------------|--------------|----------------|---------------------|-----------------------|-------------------|------------------|
| 5407                         | 82   | 544290JB6 | LACD 1.896% MAT   | Interest        | 08/02/2021      | 08/01/2022   |                |                     |                       | 16,590.00         | 16,590.00        |
| 5409                         | 82   | 923040GU7 | VENTUR 100.% MAT  | Interest        | 08/02/2021      | 08/01/2024   |                |                     |                       | 9,000.00          | 9,000.00         |
| 5410                         | 82   | 923040GT0 | VENT C 1.75% MAT  | Interest        | 08/02/2021      | 08/01/2023   |                |                     |                       | 10,937.50         | 10,937.50        |
| 5411                         | 82   | 802498UG8 | SMCSCD 1.669%     | Interest        | 08/02/2021      | 08/01/2023   |                |                     |                       | 5,424.25          | 5,424.25         |
| 5412                         | 82   | 802498UH6 | SANTA             | Interest        | 08/02/2021      | 08/01/2024   |                |                     |                       | 4,297.50          | 4,297.50         |
| 5413                         | 82   | 542411NJ8 | LONHGR 1.803%     | Interest        | 08/02/2021      | 08/01/2024   |                |                     |                       | 22,537.50         | 22,537.50        |
| 5414                         | 82   | 376087FY3 | GILSCD 1.793% MAT | Interest        | 08/02/2021      | 08/01/2023   |                |                     |                       | 5,379.00          | 5,379.00         |
| 5415                         | 82   | 376087FZ0 | GILROY CALIF UNI  | Interest        | 08/02/2021      | 08/01/2024   |                |                     |                       | 5,040.75          | 5,040.75         |
| 5416                         | 82   | 835569GR9 | SONOMA 2.061%     | Interest        | 08/02/2021      | 08/01/2024   |                |                     |                       | 10,305.00         | 10,305.00        |
| 5417                         | 82   | 799306QJ7 | RAFAEL 1.865% MAT | Interest        | 08/02/2021      | 08/01/2023   |                |                     |                       | 9,325.00          | 9,325.00         |
| 5468                         | 82   | 530319SK9 | LIBHSD 0.65% MAT  | Interest        | 08/02/2021      | 08/01/2024   |                |                     |                       | 2,600.00          | 2,600.00         |
| 5469                         | 82   | 530319SL7 | LIBERTY CALIF UN  | Interest        | 08/02/2021      | 08/01/2025   |                |                     |                       | 3,135.00          | 3,135.00         |
| 5471                         | 82   | 368079KB4 | GAVILAN CALIF JT  | Interest        | 08/02/2021      | 08/01/2023   |                |                     |                       | 1,965.00          | 1,965.00         |
| 5472                         | 82   | 368079KC2 | GAVILAN CALIF JT  | Interest        | 08/02/2021      | 08/01/2024   |                |                     |                       | 2,217.00          | 2,217.00         |
| 5475                         | 82   | 799408Z85 | SAN RAMON         | Interest        | 08/02/2021      | 08/01/2025   |                |                     |                       | 6,290.00          | 6,290.00         |
| 5480                         | 82   | 677765GW3 | OHLONE CALIF      | Interest        | 08/02/2021      | 08/01/2025   |                |                     |                       | 28,291.88         | 28,291.88        |
| 5484                         | 82   | 54438CYK2 | LOS ANGELES       | Interest        | 08/02/2021      | 08/01/2025   |                |                     |                       | 3,865.00          | 3,865.00         |
| 5493                         | 82   | 798186N81 | SJUSD 0.558% MAT  | Interest        | 08/02/2021      | 08/01/2025   |                |                     |                       | 2,960.50          | 2,960.50         |
| 5515                         | 82   | 357172B79 | FREMONT CALIF UN  | Interest        | 08/02/2021      | 08/01/2025   |                |                     |                       | 152.57            | 152.57           |
| 5516                         | 82   | 357172B61 | FUHSD 0.553% MAT  | Interest        | 08/02/2021      | 08/01/2024   |                |                     |                       | 748.85            | 748.85           |
| 4102                         | 82   | 23380W523 | Money Market Fund | Interest        | 08/02/2021      |              |                |                     |                       | 682.12            | 682.12           |
| <b>Totals for 08/02/2021</b> |      |           |                   |                 |                 |              |                | <b>2,403,987.42</b> | <b>2,000,000.00</b>   | <b>402,987.42</b> | <b>-1,000.00</b> |
| 4102                         | 82   | 23380W523 | Money Market Fund | Purchase        | 08/03/2021      |              |                | 14,500.00           |                       |                   | -14,500.00       |
| 4102                         | 82   | 23380W523 | Money Market Fund | Redemption      | 08/03/2021      |              |                |                     | 1,000.00              |                   | 1,000.00         |
| 5403                         | 82   | 3133EJWA3 | FEDERAL FARM CR   | Interest        | 08/03/2021      | 02/03/2023   |                |                     |                       | 14,500.00         | 14,500.00        |
| <b>Totals for 08/03/2021</b> |      |           |                   |                 |                 |              |                | <b>14,500.00</b>    | <b>1,000.00</b>       | <b>14,500.00</b>  | <b>1,000.00</b>  |
| 4102                         | 82   | 23380W523 | Money Market Fund | Purchase        | 08/05/2021      |              |                | 62,500.00           |                       |                   | -62,500.00       |
| 5429                         | 82   | 3135G0V34 | FEDERAL NATL MTG  | Interest        | 08/05/2021      | 02/05/2024   |                |                     |                       | 62,500.00         | 62,500.00        |
| <b>Totals for 08/05/2021</b> |      |           |                   |                 |                 |              |                | <b>62,500.00</b>    |                       | <b>62,500.00</b>  | <b>0.00</b>      |
| 4102                         | 82   | 23380W523 | Money Market Fund | Purchase        | 08/12/2021      |              |                | 13,250.00           |                       |                   | -13,250.00       |
| 4102                         | 82   | 23380W523 | Money Market Fund | Purchase        | 08/12/2021      |              |                | 15,000.00           |                       |                   | -15,000.00       |
| 5460                         | 82   | 3133EL3P7 | FEDERAL FARM CR   | Interest        | 08/12/2021      | 08/12/2025   |                |                     |                       | 13,250.00         | 13,250.00        |
| 5461                         | 82   | 3134GWND4 | FEDERAL HOME LN   | Interest        | 08/12/2021      | 08/12/2025   |                |                     |                       | 15,000.00         | 15,000.00        |
| <b>Totals for 08/12/2021</b> |      |           |                   |                 |                 |              |                | <b>28,250.00</b>    |                       | <b>28,250.00</b>  | <b>0.00</b>      |
| 4102                         | 82   | 23380W523 | Money Market Fund | Purchase        | 08/16/2021      |              |                | 37,950.00           |                       |                   | -37,950.00       |
| 4102                         | 82   | 23380W523 | Money Market Fund | Purchase        | 08/16/2021      |              |                | 35,750.00           |                       |                   | -35,750.00       |
| 4102                         | 82   | 23380W523 | Money Market Fund | Purchase        | 08/16/2021      |              |                | 41,934.38           |                       |                   | -41,934.38       |
| 4102                         | 82   | 23380W523 | Money Market Fund | Purchase        | 08/16/2021      |              |                | 662.47              |                       |                   | -662.47          |
| 5260                         | 82   | 33715LBT6 | 1STTCH 3.25% MAT  | Interest        | 08/16/2021      | 07/18/2022   |                |                     |                       | 662.47            | 662.47           |
| 5339                         | 82   | 3133EKAK2 | FFCB 2.53% MAT    | Interest        | 08/16/2021      | 02/14/2022   |                |                     |                       | 37,950.00         | 37,950.00        |
| 5344                         | 82   | 880591EN8 | TENNESSEE         | Interest        | 08/16/2021      | 08/15/2022   |                |                     |                       | 41,934.38         | 41,934.38        |

**Santa Clara Valley Water Dist.**  
**Transaction Activity Report**  
**Sorted by Transaction Date - Transaction Date**

| Investment #                 | Fund | CUSIP     | Inv Descrip       | TransactionType | TransactionDate | MaturityDate | RedemptionType | New Principal       | Principal Paydowns  | Interest          | Total Cash           |
|------------------------------|------|-----------|-------------------|-----------------|-----------------|--------------|----------------|---------------------|---------------------|-------------------|----------------------|
| 5440                         | 82   | 3133ELNE0 | FEDERAL FARM CR   | Interest        | 08/16/2021      | 02/14/2024   |                |                     |                     | 35,750.00         | 35,750.00            |
| <b>Totals for 08/16/2021</b> |      |           |                   |                 |                 |              |                | <b>116,296.85</b>   |                     | <b>116,296.85</b> | <b>0.00</b>          |
| 4102                         | 82   | 23380W523 | Money Market Fund | Purchase        | 08/18/2021      |              |                | 30,000.00           |                     |                   | -30,000.00           |
| 5504                         | 82   | 3130AL2G8 | FEDERAL HOME      | Interest        | 08/18/2021      | 02/18/2026   |                |                     |                     | 30,000.00         | 30,000.00            |
| <b>Totals for 08/18/2021</b> |      |           |                   |                 |                 |              |                | <b>30,000.00</b>    |                     | <b>30,000.00</b>  | <b>0.00</b>          |
| 4102                         | 82   | 23380W523 | Money Market Fund | Purchase        | 08/20/2021      |              |                | 5,500.00            |                     |                   | -5,500.00            |
| 5505                         | 82   | 037833DX5 | AAPL 0.55% MAT    | Interest        | 08/20/2021      | 08/20/2025   |                |                     |                     | 5,500.00          | 5,500.00             |
| 5505                         | 82   | 037833DX5 | AAPL 0.55% MAT    | Accr Int        | 08/20/2021      | 08/20/2025   |                |                     | 91.67               | -91.67            | 0.00                 |
| <b>Totals for 08/20/2021</b> |      |           |                   |                 |                 |              |                | <b>5,500.00</b>     | <b>91.67</b>        | <b>5,408.33</b>   | <b>0.00</b>          |
| 4102                         | 82   | 23380W523 | Money Market Fund | Purchase        | 08/24/2021      |              |                | 8,750.00            |                     |                   | -8,750.00            |
| 4102                         | 82   | 23380W523 | Money Market Fund | Purchase        | 08/24/2021      |              |                | 5,000,000.00        |                     |                   | -5,000,000.00        |
| 5464                         | 82   | 3134GWMX1 | FEDERAL HOME LN   | Redemption      | 08/24/2021      | 05/24/2024   | Call           |                     | 5,000,000.00        |                   | 5,000,000.00         |
| 5464                         | 82   | 3134GWMX1 | FEDERAL HOME LN   | Interest        | 08/24/2021      | 05/24/2024   |                |                     |                     | 8,750.00          | 8,750.00             |
| <b>Totals for 08/24/2021</b> |      |           |                   |                 |                 |              |                | <b>5,008,750.00</b> | <b>5,000,000.00</b> | <b>8,750.00</b>   | <b>0.00</b>          |
| 4102                         | 82   | 23380W523 | Money Market Fund | Purchase        | 08/25/2021      |              |                | 7,083.33            |                     |                   | -7,083.33            |
| 4102                         | 82   | 23380W523 | Money Market Fund | Purchase        | 08/25/2021      |              |                | 9,375.00            |                     |                   | -9,375.00            |
| 4102                         | 82   | 23380W523 | Money Market Fund | Purchase        | 08/25/2021      |              |                | 10,530.00           |                     |                   | -10,530.00           |
| 5465                         | 82   | 3136G4T52 | FEDERAL NATL MTG  | Interest        | 08/25/2021      | 02/25/2025   |                |                     |                     | 10,530.00         | 10,530.00            |
| 5495                         | 82   | 3135G05X7 | FEDERAL NATL MTG  | Interest        | 08/25/2021      | 08/25/2025   |                |                     |                     | 9,375.00          | 9,375.00             |
| 5507                         | 82   | 3130ALKL7 | FEDERAL HOME      | Interest        | 08/25/2021      | 03/25/2026   |                |                     |                     | 3,541.66          | 3,541.66             |
| 5508                         | 82   | 3130ALKL7 | FEDERAL HOME      | Interest        | 08/25/2021      | 03/25/2026   |                |                     |                     | 3,541.67          | 3,541.67             |
| <b>Totals for 08/25/2021</b> |      |           |                   |                 |                 |              |                | <b>26,988.33</b>    |                     | <b>26,988.33</b>  | <b>0.00</b>          |
| 4102                         | 82   | 23380W523 | Money Market Fund | Purchase        | 08/26/2021      |              |                | 7,600,000.00        |                     |                   | -7,600,000.00        |
| <b>Totals for 08/26/2021</b> |      |           |                   |                 |                 |              |                | <b>7,600,000.00</b> |                     |                   | <b>-7,600,000.00</b> |
| 5520                         | 82   | 3135G0K36 | FEDERAL NATL MTG  | Purchase        | 08/27/2021      | 04/24/2026   |                | 5,343,337.08        |                     |                   | -5,343,337.08        |
| 4102                         | 82   | 23380W523 | Money Market Fund | Purchase        | 08/27/2021      |              |                | 224.22              |                     |                   | -224.22              |
| 4102                         | 82   | 23380W523 | Money Market Fund | Redemption      | 08/27/2021      |              |                |                     | 5,307,035.00        |                   | 5,307,035.00         |
| 4102                         | 82   | 23380W523 | Money Market Fund | Redemption      | 08/27/2021      |              |                |                     | 36,302.08           |                   | 36,302.08            |
| 5445                         | 82   | 79772FAF3 | SF FCU 1.1% MAT   | Interest        | 08/27/2021      | 03/27/2025   |                |                     |                     | 224.22            | 224.22               |
| <b>Totals for 08/27/2021</b> |      |           |                   |                 |                 |              |                | <b>5,343,561.30</b> | <b>5,343,337.08</b> | <b>224.22</b>     | <b>0.00</b>          |
| 4102                         | 82   | 23380W523 | Money Market Fund | Purchase        | 09/01/2021      |              |                | 53,000.00           |                     |                   | -53,000.00           |
| 4102                         | 82   | 23380W523 | Money Market Fund | Purchase        | 09/01/2021      |              |                | 38,250.00           |                     |                   | -38,250.00           |
| 4102                         | 82   | 23380W523 | Money Market Fund | Purchase        | 09/01/2021      |              |                | 20,500.00           |                     |                   | -20,500.00           |
| 4102                         | 82   | 23380W523 | Money Market Fund | Purchase        | 09/01/2021      |              |                | 72,500.00           |                     |                   | -72,500.00           |
| 4102                         | 82   | 23380W523 | Money Market Fund | Purchase        | 09/01/2021      |              |                | 17,500.00           |                     |                   | -17,500.00           |
| 4102                         | 82   | 23380W523 | Money Market Fund | Purchase        | 09/01/2021      |              |                | 5,750.00            |                     |                   | -5,750.00            |
| 4102                         | 82   | 23380W523 | Money Market Fund | Purchase        | 09/01/2021      |              |                | 3,250.00            |                     |                   | -3,250.00            |
| 4102                         | 82   | 23380W523 | Money Market Fund | Purchase        | 09/01/2021      |              |                | 230,000.00          |                     |                   | -230,000.00          |
| 4102                         | 82   | 23380W523 | Money Market Fund | Purchase        | 09/01/2021      |              |                | 594.82              |                     |                   | -594.82              |



**Santa Clara Valley Water Dist.**  
**Transaction Activity Report**  
**Sorted by Transaction Date - Transaction Date**

| Investment #                 | Fund | CUSIP     | Inv Descrip       | TransactionType | TransactionDate | MaturityDate | RedemptionType | New<br>Principal    | Principal<br>Paydowns | Interest          | Total<br>Cash |
|------------------------------|------|-----------|-------------------|-----------------|-----------------|--------------|----------------|---------------------|-----------------------|-------------------|---------------|
| 4102                         | 82   | 23380W523 | Money Market Fund | Purchase        | 09/01/2021      |              |                | 16.71               |                       |                   | -16.71        |
| 5220                         | 82   | 798189PD2 | SAN JOSE          | Redemption      | 09/01/2021      | 09/01/2021   | Maturity       |                     | 230,000.00            |                   | 230,000.00    |
| 5220                         | 82   | 798189PD2 | SAN JOSE          | Interest        | 09/01/2021      | 09/01/2021   |                |                     |                       | 5,750.00          | 5,750.00      |
| 5221                         | 82   | 798189PE0 | SAN JOSE          | Interest        | 09/01/2021      | 09/01/2022   |                |                     |                       | 3,250.00          | 3,250.00      |
| 5246                         | 82   | 544351MN6 | CY LA 2.9% MAT    | Interest        | 09/01/2021      | 09/01/2022   |                |                     |                       | 36,250.00         | 36,250.00     |
| 5247                         | 82   | 544351MN6 | CY LA 2.9% MAT    | Interest        | 09/01/2021      | 09/01/2022   |                |                     |                       | 36,250.00         | 36,250.00     |
| 5348                         | 82   | 3133EKBV7 | FEDERAL FARM CR   | Interest        | 09/01/2021      | 03/01/2022   |                |                     |                       | 38,250.00         | 38,250.00     |
| 5350                         | 82   | 478160BT0 | JOHNSON &         | Interest        | 09/01/2021      | 03/01/2023   |                |                     |                       | 20,500.00         | 20,500.00     |
| 5368                         | 82   | 54465AGP1 | LA CNY 2.% MAT    | Interest        | 09/01/2021      | 09/01/2023   |                |                     |                       | 17,500.00         | 17,500.00     |
| 5386                         | 82   | 3133ECGU2 | FEDERAL FARM CR   | Interest        | 09/01/2021      | 03/01/2023   |                |                     |                       | 53,000.00         | 53,000.00     |
| 4102                         | 82   | 23380W523 | Money Market Fund | Interest        | 09/01/2021      |              |                |                     |                       | 594.82            | 594.82        |
| 4102                         | 82   | 23380W523 | Money Market Fund | Interest        | 09/01/2021      |              |                |                     |                       | 16.71             | 16.71         |
| <b>Totals for 09/01/2021</b> |      |           |                   |                 |                 |              |                | <b>441,361.53</b>   | <b>230,000.00</b>     | <b>211,361.53</b> | <b>0.00</b>   |
| 4102                         | 82   | 23380W523 | Money Market Fund | Purchase        | 09/03/2021      |              |                | 33,750.00           |                       |                   | -33,750.00    |
| 5265                         | 82   | 478160CD4 | JOHNSON &         | Interest        | 09/03/2021      | 03/03/2022   |                |                     |                       | 33,750.00         | 33,750.00     |
| <b>Totals for 09/03/2021</b> |      |           |                   |                 |                 |              |                | <b>33,750.00</b>    |                       | <b>33,750.00</b>  | <b>0.00</b>   |
| 4102                         | 82   | 23380W523 | Money Market Fund | Purchase        | 09/07/2021      |              |                | 31,875.00           |                       |                   | -31,875.00    |
| 4102                         | 82   | 23380W523 | Money Market Fund | Purchase        | 09/07/2021      |              |                | 110,700.00          |                       |                   | -110,700.00   |
| 5380                         | 82   | 3133EKP5  | FEDERAL FARM CR   | Interest        | 09/07/2021      | 09/05/2023   |                |                     |                       | 31,875.00         | 31,875.00     |
| 5442                         | 82   | 3133ELQD9 | FEDERAL FARM CR   | Interest        | 09/07/2021      | 03/04/2024   |                |                     |                       | 30,750.00         | 30,750.00     |
| 5443                         | 82   | 3133ELQD9 | FEDERAL FARM CR   | Interest        | 09/07/2021      | 03/04/2024   |                |                     |                       | 18,450.00         | 18,450.00     |
| 5459                         | 82   | 3133ELQD9 | FEDERAL FARM CR   | Interest        | 09/07/2021      | 03/04/2024   |                |                     |                       | 30,750.00         | 30,750.00     |
| 5462                         | 82   | 3133ELQD9 | FEDERAL FARM CR   | Interest        | 09/07/2021      | 03/04/2024   |                |                     |                       | 30,750.00         | 30,750.00     |
| <b>Totals for 09/07/2021</b> |      |           |                   |                 |                 |              |                | <b>142,575.00</b>   |                       | <b>142,575.00</b> | <b>0.00</b>   |
| 4102                         | 82   | 23380W523 | Money Market Fund | Purchase        | 09/08/2021      |              |                | 28,125.00           |                       |                   | -28,125.00    |
| 4102                         | 82   | 23380W523 | Money Market Fund | Purchase        | 09/08/2021      |              |                | 33,750.00           |                       |                   | -33,750.00    |
| 5334                         | 82   | 313383YJ4 | FEDERAL HOME      | Interest        | 09/08/2021      | 09/08/2023   |                |                     |                       | 33,750.00         | 33,750.00     |
| 5444                         | 82   | 3130A7PH2 | FEDERAL HOME      | Interest        | 09/08/2021      | 03/08/2024   |                |                     |                       | 28,125.00         | 28,125.00     |
| <b>Totals for 09/08/2021</b> |      |           |                   |                 |                 |              |                | <b>61,875.00</b>    |                       | <b>61,875.00</b>  | <b>0.00</b>   |
| 4102                         | 82   | 23380W523 | Money Market Fund | Purchase        | 09/09/2021      |              |                | 20,000.00           |                       |                   | -20,000.00    |
| 5510                         | 82   | 3133EMS07 | FEDERAL FARM CR   | Interest        | 09/09/2021      | 03/09/2026   |                |                     |                       | 20,000.00         | 20,000.00     |
| <b>Totals for 09/09/2021</b> |      |           |                   |                 |                 |              |                | <b>20,000.00</b>    |                       | <b>20,000.00</b>  | <b>0.00</b>   |
| 4102                         | 82   | 23380W523 | Money Market Fund | Purchase        | 09/10/2021      |              |                | 35,625.00           |                       |                   | -35,625.00    |
| 4102                         | 82   | 23380W523 | Money Market Fund | Purchase        | 09/10/2021      |              |                | 118,750.00          |                       |                   | -118,750.00   |
| 4102                         | 82   | 23380W523 | Money Market Fund | Purchase        | 09/10/2021      |              |                | 3,000,000.00        |                       |                   | -3,000,000.00 |
| 5421                         | 82   | 313378JP7 | FEDERAL HOME      | Redemption      | 09/10/2021      | 09/10/2021   | Maturity       |                     | 3,000,000.00          |                   | 3,000,000.00  |
| 5244                         | 82   | 3133XPKG8 | FEDERAL HOME      | Interest        | 09/10/2021      | 03/10/2023   |                |                     |                       | 118,750.00        | 118,750.00    |
| 5421                         | 82   | 313378JP7 | FEDERAL HOME      | Interest        | 09/10/2021      | 09/10/2021   |                |                     |                       | 35,625.00         | 35,625.00     |
| <b>Totals for 09/10/2021</b> |      |           |                   |                 |                 |              |                | <b>3,154,375.00</b> | <b>3,000,000.00</b>   | <b>154,375.00</b> | <b>0.00</b>   |

**Santa Clara Valley Water Dist.**  
**Transaction Activity Report**  
**Sorted by Transaction Date - Transaction Date**

| Investment #                 | Fund | CUSIP     | Inv Descrip       | TransactionType | TransactionDate | MaturityDate | RedemptionType | New<br>Principal     | Principal<br>Paydowns | Interest          | Total<br>Cash         |
|------------------------------|------|-----------|-------------------|-----------------|-----------------|--------------|----------------|----------------------|-----------------------|-------------------|-----------------------|
| 4102                         | 82   | 23380W523 | Money Market Fund | Purchase        | 09/13/2021      |              |                | 112,500.00           |                       |                   | -112,500.00           |
| 4102                         | 82   | 23380W523 | Money Market Fund | Purchase        | 09/13/2021      |              |                | 28,500.00            |                       |                   | -28,500.00            |
| 4102                         | 82   | 23380W523 | Money Market Fund | Purchase        | 09/13/2021      |              |                | 43,125.00            |                       |                   | -43,125.00            |
| 4102                         | 82   | 23380W523 | Money Market Fund | Purchase        | 09/13/2021      |              |                | 60,637.50            |                       |                   | -60,637.50            |
| 5237                         | 82   | 3130A1B80 | FEDERAL HOME      | Interest        | 09/13/2021      | 03/11/2022   |                |                      |                       | 60,637.50         | 60,637.50             |
| 5241                         | 82   | 313378CR0 | FEDERAL HOME      | Interest        | 09/13/2021      | 03/11/2022   |                |                      |                       | 56,250.00         | 56,250.00             |
| 5243                         | 82   | 313378CR0 | FEDERAL HOME      | Interest        | 09/13/2021      | 03/11/2022   |                |                      |                       | 56,250.00         | 56,250.00             |
| 5341                         | 82   | 3135G0U43 | FNMA 2.875% MAT   | Interest        | 09/13/2021      | 09/12/2023   |                |                      |                       | 43,125.00         | 43,125.00             |
| 5406                         | 82   | 3133EHP2  | FEDERAL FARM CR   | Interest        | 09/13/2021      | 03/11/2022   |                |                      |                       | 28,500.00         | 28,500.00             |
| <b>Totals for 09/13/2021</b> |      |           |                   |                 |                 |              |                | <b>244,762.50</b>    |                       | <b>244,762.50</b> | <b>0.00</b>           |
| 4102                         | 82   | 23380W523 | Money Market Fund | Purchase        | 09/14/2021      |              |                | 26,250.00            |                       |                   | -26,250.00            |
| 5503                         | 82   | 4581X0DK1 | IADB 1.75% MAT    | Interest        | 09/14/2021      | 03/14/2025   |                |                      |                       | 26,250.00         | 26,250.00             |
| <b>Totals for 09/14/2021</b> |      |           |                   |                 |                 |              |                | <b>26,250.00</b>     |                       | <b>26,250.00</b>  | <b>0.00</b>           |
| 4102                         | 82   | 23380W523 | Money Market Fund | Purchase        | 09/15/2021      |              |                | 12,500.00            |                       |                   | -12,500.00            |
| 5509                         | 82   | 45950VPT7 | IFC 0.5% MAT      | Interest        | 09/15/2021      | 03/15/2026   |                |                      |                       | 12,500.00         | 12,500.00             |
| <b>Totals for 09/15/2021</b> |      |           |                   |                 |                 |              |                | <b>12,500.00</b>     |                       | <b>12,500.00</b>  | <b>0.00</b>           |
| 4102                         | 82   | 23380W523 | Money Market Fund | Purchase        | 09/16/2021      |              |                | 662.47               |                       |                   | -662.47               |
| 5260                         | 82   | 33715LBT6 | 1STTC 3.25% MAT   | Interest        | 09/16/2021      | 07/18/2022   |                |                      |                       | 662.47            | 662.47                |
| <b>Totals for 09/16/2021</b> |      |           |                   |                 |                 |              |                | <b>662.47</b>        |                       | <b>662.47</b>     | <b>0.00</b>           |
| 4102                         | 82   | 23380W523 | Money Market Fund | Purchase        | 09/20/2021      |              |                | 18,050.00            |                       |                   | -18,050.00            |
| 5333                         | 82   | 3133ED2B7 | FEDERAL FARM CR   | Interest        | 09/20/2021      | 09/18/2023   |                |                      |                       | 18,050.00         | 18,050.00             |
| <b>Totals for 09/20/2021</b> |      |           |                   |                 |                 |              |                | <b>18,050.00</b>     |                       | <b>18,050.00</b>  | <b>0.00</b>           |
| 4102                         | 82   | 23380W523 | Money Market Fund | Purchase        | 09/23/2021      |              |                | 11,250.00            |                       |                   | -11,250.00            |
| 5479                         | 82   | 3137EAEX3 | FEDERAL HOME LN   | Interest        | 09/23/2021      | 09/23/2025   |                |                      |                       | 9,375.00          | 9,375.00              |
| 5501                         | 82   | 3137EAEX3 | FEDERAL HOME LN   | Interest        | 09/23/2021      | 09/23/2025   |                |                      |                       | 1,875.00          | 1,875.00              |
| <b>Totals for 09/23/2021</b> |      |           |                   |                 |                 |              |                | <b>11,250.00</b>     |                       | <b>11,250.00</b>  | <b>0.00</b>           |
| 4102                         | 82   | 23380W523 | Money Market Fund | Purchase        | 09/24/2021      |              |                | 15,000,000.00        |                       |                   | -15,000,000.00        |
| 4102                         | 82   | 23380W523 | Money Market Fund | Purchase        | 09/24/2021      |              |                | 10,250.00            |                       |                   | -10,250.00            |
| 5490                         | 82   | 3134GXHK3 | FEDERAL HOME LN   | Interest        | 09/24/2021      | 03/24/2025   |                |                      |                       | 10,250.00         | 10,250.00             |
| <b>Totals for 09/24/2021</b> |      |           |                   |                 |                 |              |                | <b>15,010,250.00</b> |                       | <b>10,250.00</b>  | <b>-15,000,000.00</b> |
| 4102                         | 82   | 23380W523 | Money Market Fund | Purchase        | 09/27/2021      |              |                | 7,083.33             |                       |                   | -7,083.33             |
| 4102                         | 82   | 23380W523 | Money Market Fund | Purchase        | 09/27/2021      |              |                | 45,000.00            |                       |                   | -45,000.00            |
| 4102                         | 82   | 23380W523 | Money Market Fund | Purchase        | 09/27/2021      |              |                | 224.22               |                       |                   | -224.22               |
| 4102                         | 82   | 23380W523 | Money Market Fund | Redemption      | 09/27/2021      |              |                |                      | 913.00                |                   | 913.00                |
| 5290                         | 82   | 459058GL1 | IBRD 3.0% MAT     | Interest        | 09/27/2021      | 09/27/2023   |                |                      |                       | 45,000.00         | 45,000.00             |
| 5445                         | 82   | 79772FAF3 | SF FCU 1.1% MAT   | Interest        | 09/27/2021      | 03/27/2025   |                |                      |                       | 224.22            | 224.22                |
| 5507                         | 82   | 3130ALKL7 | FEDERAL HOME      | Interest        | 09/27/2021      | 03/25/2026   |                |                      |                       | 3,541.66          | 3,541.66              |
| 5508                         | 82   | 3130ALKL7 | FEDERAL HOME      | Interest        | 09/27/2021      | 03/25/2026   |                |                      |                       | 3,541.67          | 3,541.67              |
| <b>Totals for 09/27/2021</b> |      |           |                   |                 |                 |              |                | <b>52,307.55</b>     | <b>913.00</b>         | <b>52,307.55</b>  | <b>913.00</b>         |

**Santa Clara Valley Water Dist.**  
**Transaction Activity Report**  
**Sorted by Transaction Date - Transaction Date**

| Investment #                 | Fund | CUSIP     | Inv Descrip       | TransactionType | TransactionDate | MaturityDate | RedemptionType | New<br>Principal      | Principal<br>Paydowns | Interest            | Total<br>Cash          |
|------------------------------|------|-----------|-------------------|-----------------|-----------------|--------------|----------------|-----------------------|-----------------------|---------------------|------------------------|
| 5521                         | 82   | 91282CCF6 | UNITED STATES     | Purchase        | 09/28/2021      | 05/31/2026   |                | 4,971,279.48          |                       |                     | -4,971,279.48          |
| 5525                         | 82   | 9128284R8 | UNITED STATES     | Purchase        | 09/28/2021      | 05/31/2025   |                | 5,440,490.50          |                       |                     | -5,440,490.50          |
| 4102                         | 82   | 23380W523 | Money Market Fund | Redemption      | 09/28/2021      |              |                |                       | 5,393,359.35          |                     | 5,393,359.35           |
| 4102                         | 82   | 23380W523 | Money Market Fund | Redemption      | 09/28/2021      |              |                |                       | 4,958,984.40          |                     | 4,958,984.40           |
| 4102                         | 82   | 23380W523 | Money Market Fund | Redemption      | 09/28/2021      |              |                |                       | 59,426.23             |                     | 59,426.23              |
| <b>Totals for 09/28/2021</b> |      |           |                   |                 |                 |              |                | <b>10,411,769.98</b>  | <b>10,411,769.98</b>  |                     | <b>0.00</b>            |
| 5526                         | 82   | 91282CCF6 | UNITED STATES     | Purchase        | 09/29/2021      | 05/31/2026   |                | 2,979,079.16          |                       |                     | -2,979,079.16          |
| 4102                         | 82   | 23380W523 | Money Market Fund | Redemption      | 09/29/2021      |              |                |                       | 2,971,640.64          |                     | 2,971,640.64           |
| 4102                         | 82   | 23380W523 | Money Market Fund | Redemption      | 09/29/2021      |              |                |                       | 7,438.52              |                     | 7,438.52               |
| <b>Totals for 09/29/2021</b> |      |           |                   |                 |                 |              |                | <b>2,979,079.16</b>   | <b>2,979,079.16</b>   |                     | <b>0.00</b>            |
| 4102                         | 82   | 23380W523 | Money Market Fund | Purchase        | 09/30/2021      |              |                | 13,396.00             |                       |                     | -13,396.00             |
| 5476                         | 82   | 3134GWUY0 | FHLMC 0.4% MAT    | Interest        | 09/30/2021      | 12/30/2024   |                |                       |                       | 13,396.00           | 13,396.00              |
| <b>Totals for 09/30/2021</b> |      |           |                   |                 |                 |              |                | <b>13,396.00</b>      |                       | <b>13,396.00</b>    | <b>0.00</b>            |
| <b>Grand Total</b>           |      |           |                   |                 |                 |              |                | <b>186,042,702.43</b> | <b>67,721,661.54</b>  | <b>1,910,557.76</b> | <b>-116,410,483.13</b> |

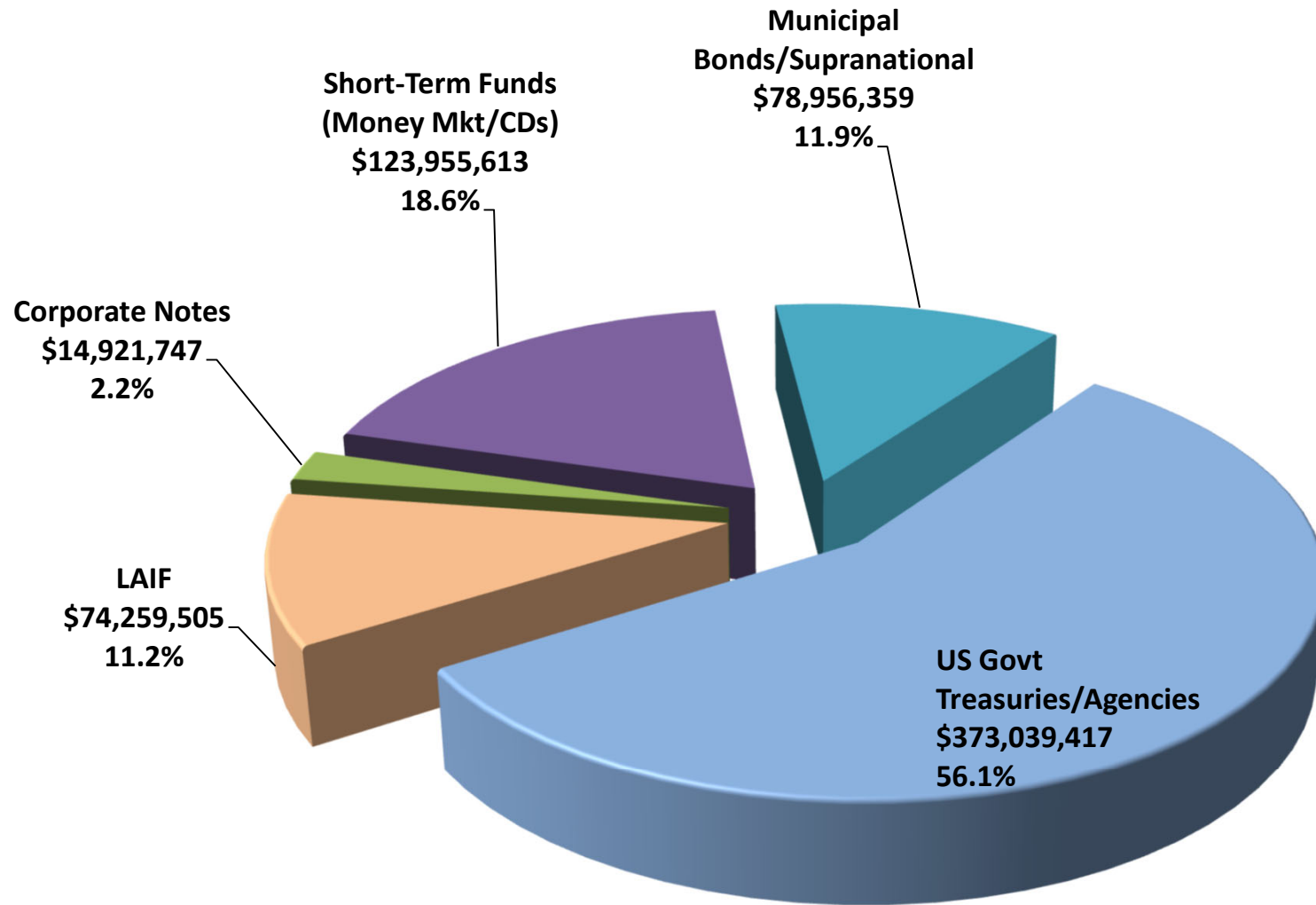


**Santa Clara Valley Water Dist.**  
**Purchases Report**  
**Sorted by Security Type - Investment Number**  
**July 1, 2021 - September 30, 2021**

SANTA CLARA VALLEY WATER  
 5750 Almaden Expressway  
 San Jose, San Jose, Ca 951  
 (408)265-2607

| CUSIP                                 | Investment # | Fund | Sec.<br>Type | Issuer | Original<br>Par Value | Purchase<br>Date | Payment Periods | Principal<br>Purchased | Accrued Interest<br>at Purchase | Rate at<br>Purchase | Maturity<br>Date | YTM<br>365 | Ending<br>Book Value |
|---------------------------------------|--------------|------|--------------|--------|-----------------------|------------------|-----------------|------------------------|---------------------------------|---------------------|------------------|------------|----------------------|
| <b>Treasury Securities - Coupon</b>   |              |      |              |        |                       |                  |                 |                        |                                 |                     |                  |            |                      |
| 91282CCF6                             | 5521         | 82   | TRC          | T-BILL | 5,000,000.00          | 09/28/2021       | 11/30 - 05/31   | 4,958,984.40           | 12,295.08                       | 0.750               | 05/31/2026       | 0.930      | 4,971,351.61         |
| 9128284R8                             | 5525         | 82   | TRC          | T-BILL | 5,000,000.00          | 09/28/2021       | 11/30 - 05/31   | 5,393,359.35           | 47,131.15                       | 2.875               | 05/31/2025       | 0.701      | 5,439,610.50         |
| 91282CCF6                             | 5526         | 82   | TRC          | T-BILL | 3,000,000.00          | 09/29/2021       | 11/30 - 05/31   | 2,971,640.64           | 7,438.52                        | 0.750               | 05/31/2026       | 0.957      | 2,979,112.43         |
| <b>Subtotal</b>                       |              |      |              |        | <b>13,000,000.00</b>  |                  |                 | <b>13,323,984.39</b>   | <b>66,864.75</b>                |                     |                  |            | <b>13,390,074.54</b> |
| <b>Federal Agency Issues - Coupon</b> |              |      |              |        |                       |                  |                 |                        |                                 |                     |                  |            |                      |
| 3135G0K36                             | 5520         | 82   | FAC          | FNMA   | 5,000,000.00          | 08/27/2021       | 10/24 - 04/24   | 5,307,035.00           | 36,302.08                       | 2.125               | 04/24/2026       | 0.780      | 5,337,112.16         |
| <b>Subtotal</b>                       |              |      |              |        | <b>5,000,000.00</b>   |                  |                 | <b>5,307,035.00</b>    | <b>36,302.08</b>                |                     |                  |            | <b>5,337,112.16</b>  |
| <b>Municipal Bonds</b>                |              |      |              |        |                       |                  |                 |                        |                                 |                     |                  |            |                      |
| 801546QV7                             | 5519         | 82   | MUN          | SCC    | 1,770,000.00          | 07/28/2021       | 02/01 - 08/01   | 1,850,039.40           |                                 | 2.000               | 08/01/2025       | 0.850      | 1,846,544.96         |
| <b>Subtotal</b>                       |              |      |              |        | <b>1,770,000.00</b>   |                  |                 | <b>1,850,039.40</b>    | <b>0.00</b>                     |                     |                  |            | <b>1,846,544.96</b>  |
| <b>Total Purchases</b>                |              |      |              |        | <b>19,770,000.00</b>  |                  |                 | <b>20,481,058.79</b>   | <b>103,166.83</b>               |                     |                  |            | <b>20,573,731.66</b> |

## SCVWD Investment Portfolio Composition



SCVWD Portfolio Book Value as of Sep 30, 2021: \$665,132,641

Attachment 2

